




Complexities of Growth at Cal State Fullerton

April 5, 2007

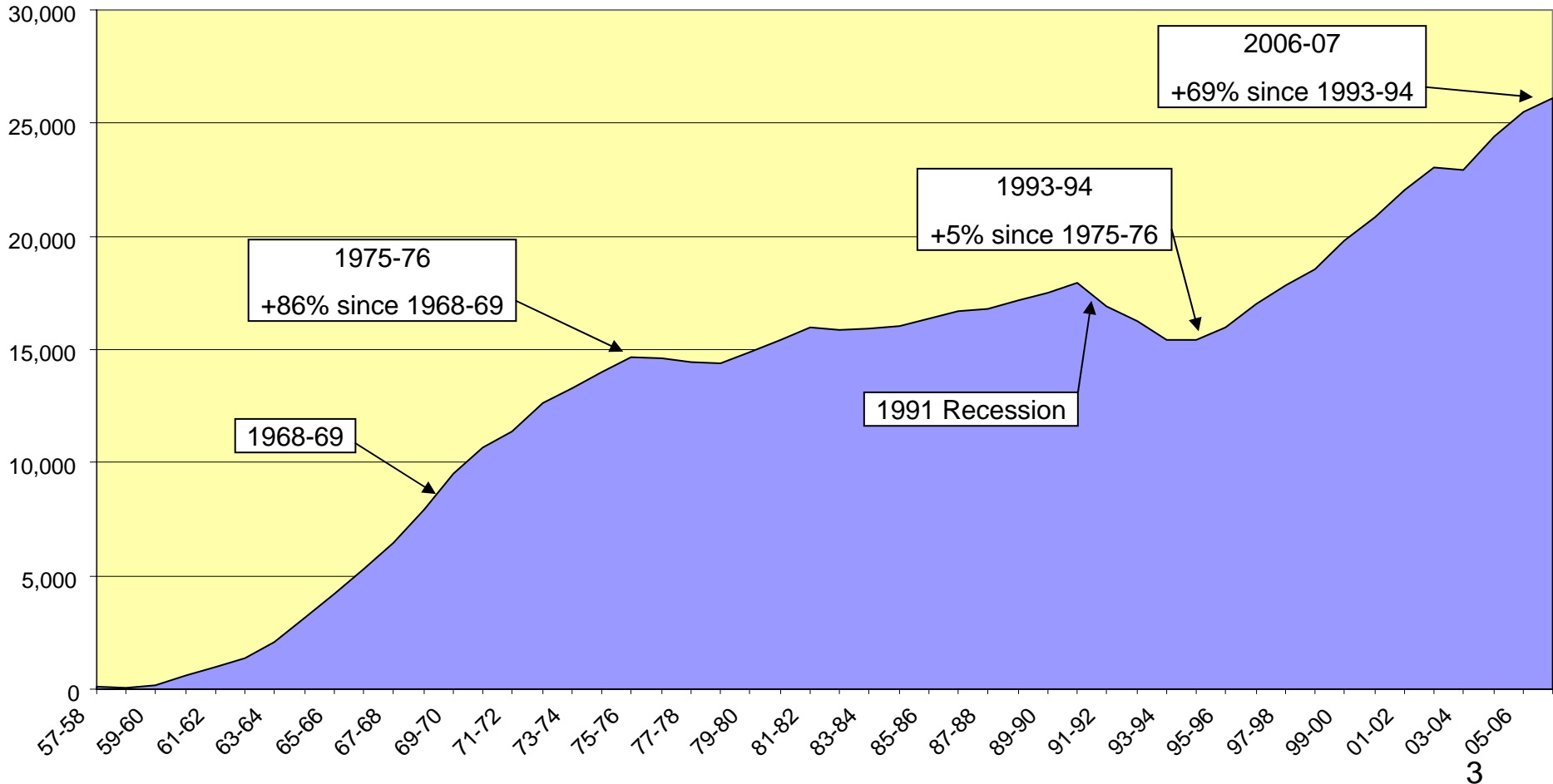
8:00 - 11:15 a.m.
TSU, Pavilions



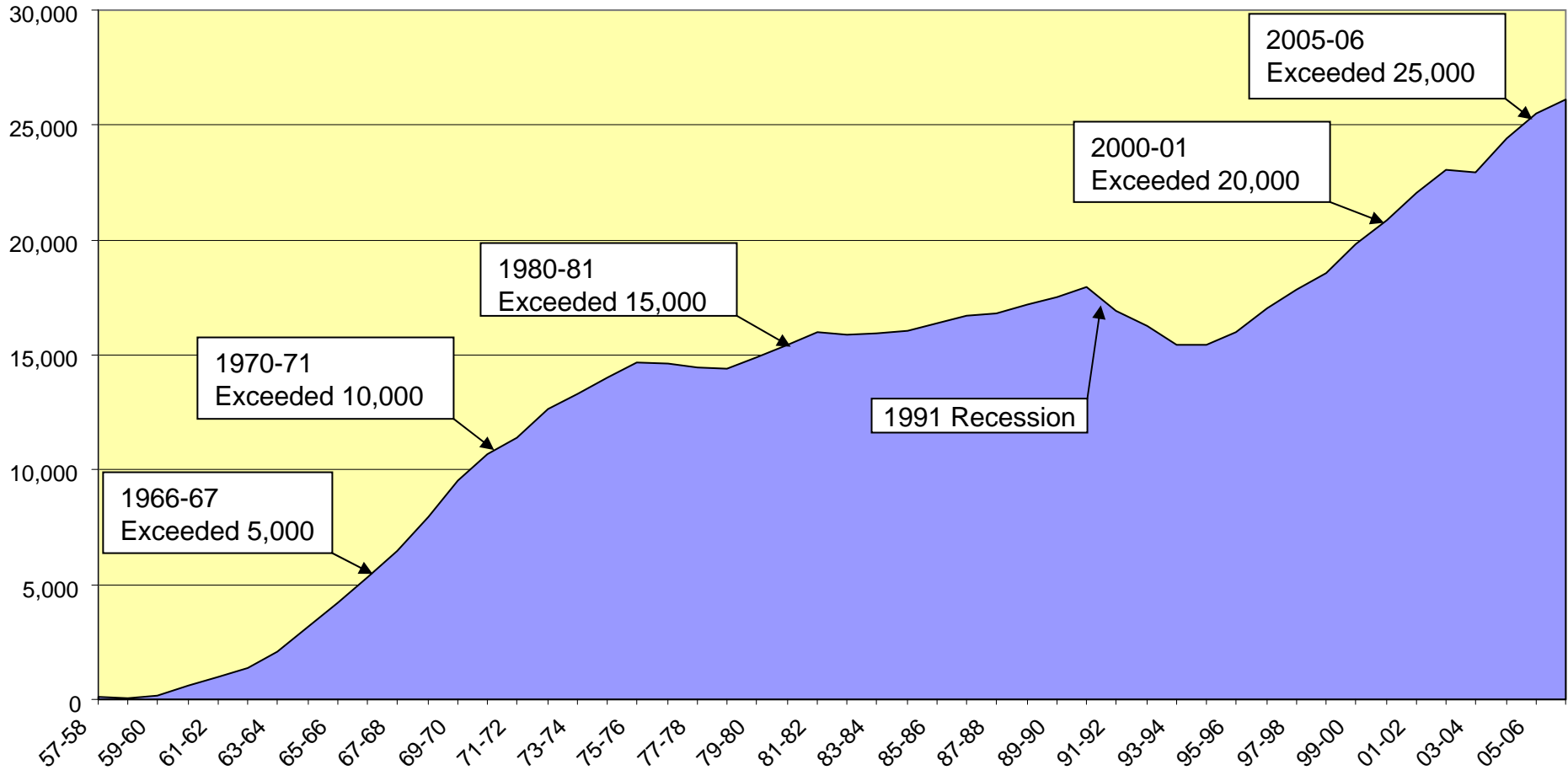
The California Master Plan - Our Legacy

- ↻ Coherent system combining quality with access***
- ↻ CSU primary mission is undergraduate education with professional emphasis at the graduate level***
- ↻ CSU admits the top third of high school graduates***
- ↻ The transfer function is essential: 60/40 upper to lower division ratio***

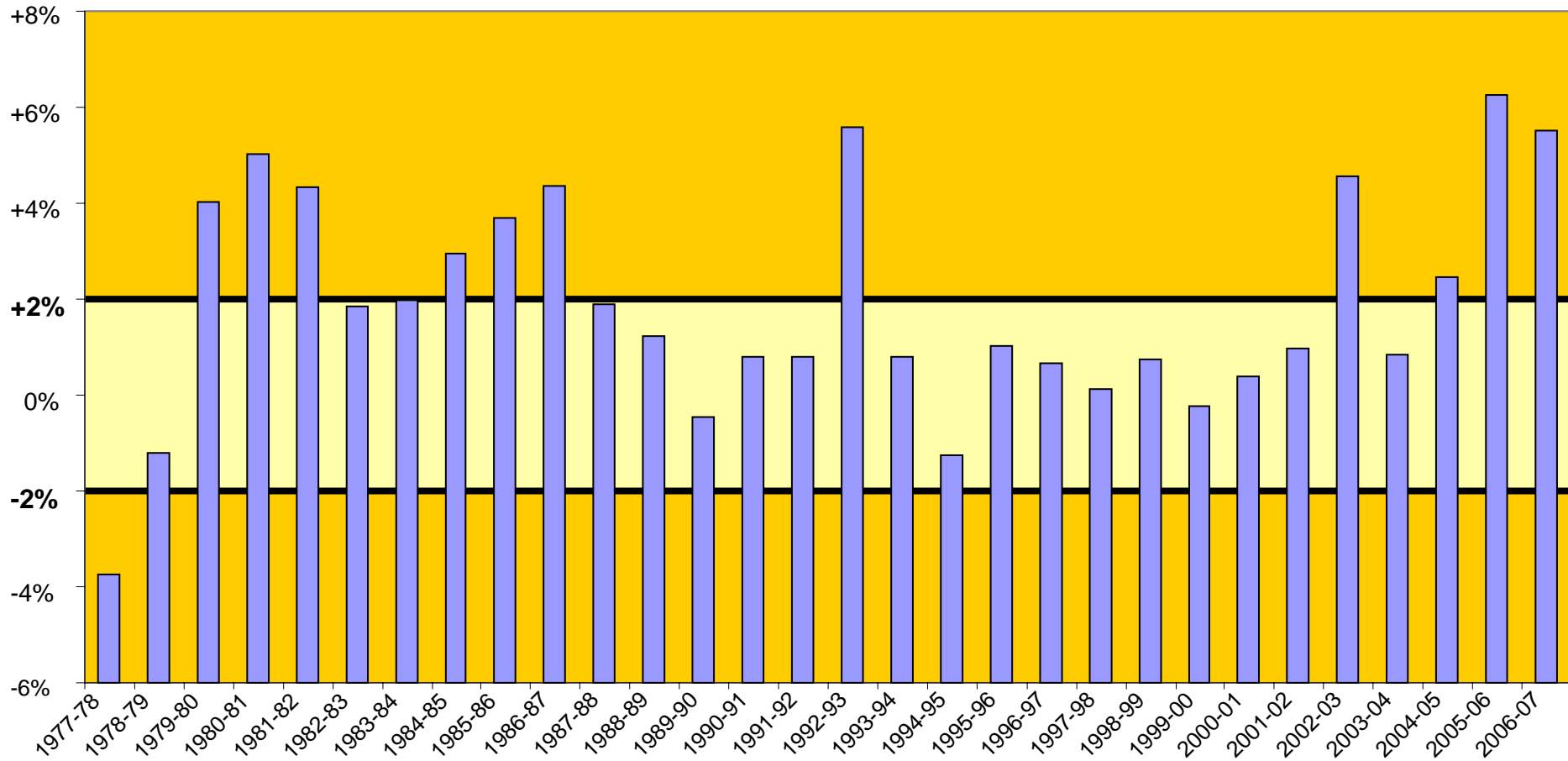
Campus FTES Enrollment, 1957-58 to 2006-07




Campus FTES Enrollment, 1957-58 to 2006-07




Actual FTES as a Percent of Target FTES 1977-78 to 2006-07






Our Irvine Campus and Growth

- Our Irvine Campus began with 170 FTES in 1989-90 as the Mission Viejo Center;***
- It grew to 512 FTES by 2001-02;***
- It nearly doubled to 909 FTES in 2002-03 when it was re-located to the El Toro Center;***
- And, it has continued to grow, including offering classes in the new state-supported summer term (YRO) and under its new name, to 1,226 FTES this year.***




State-Supported Summer and Growth

- We began offering state-supported classes in the summer (YRO) on an experimental basis in 2000-01 with 122 FTES;***
- YRO quickly grew to 2,980 FTES by the following year with full conversion;***
- YRO is currently (2006) at 3,496 FTES despite the cutback in 2004 to accommodate budget cuts.***



How Big Are We Today, Compared to Other CSU's?

- ↻ First in headcount students***
- ↻ Third in FTES***
- ↻ Fourth in YRO FTES after three year-round quarter campuses***
- ↻ First in size of official off-site center***
- ↻ First in community college transfers of all public***




In the Midst of This Tremendous Growth...

- Student diversity continues to increase
31.2% minority in Fall '90,
47.8% in Fall '00,
52.5% in Fall '06***

And...

- Virtually all of our students are fully qualified for entry
(i.e. all CSU requirements are met)***



What Does Our Student Body Look Like?


Fall, 2006 Student Body Composition: 35,921 Total

30,606 Undergraduates

4,111 Master's-Seeking Students

1,057 Post-baccalaureate Credential Students

147 Other Post-baccalaureate



Where Do We Go From Here?

- As we approach our 50th year, how do we close any remaining gap between who we were and who we have become?***
- If the rate of growth in potential students in our immediate area is slowing, what are some creative responses that we can plan and implement together?***
- What do we need to do to demonstrate our commitment to high quality education as a big university and meet our commitment to the area and communities we serve?***