

# Enrollment Targets for 2008-09

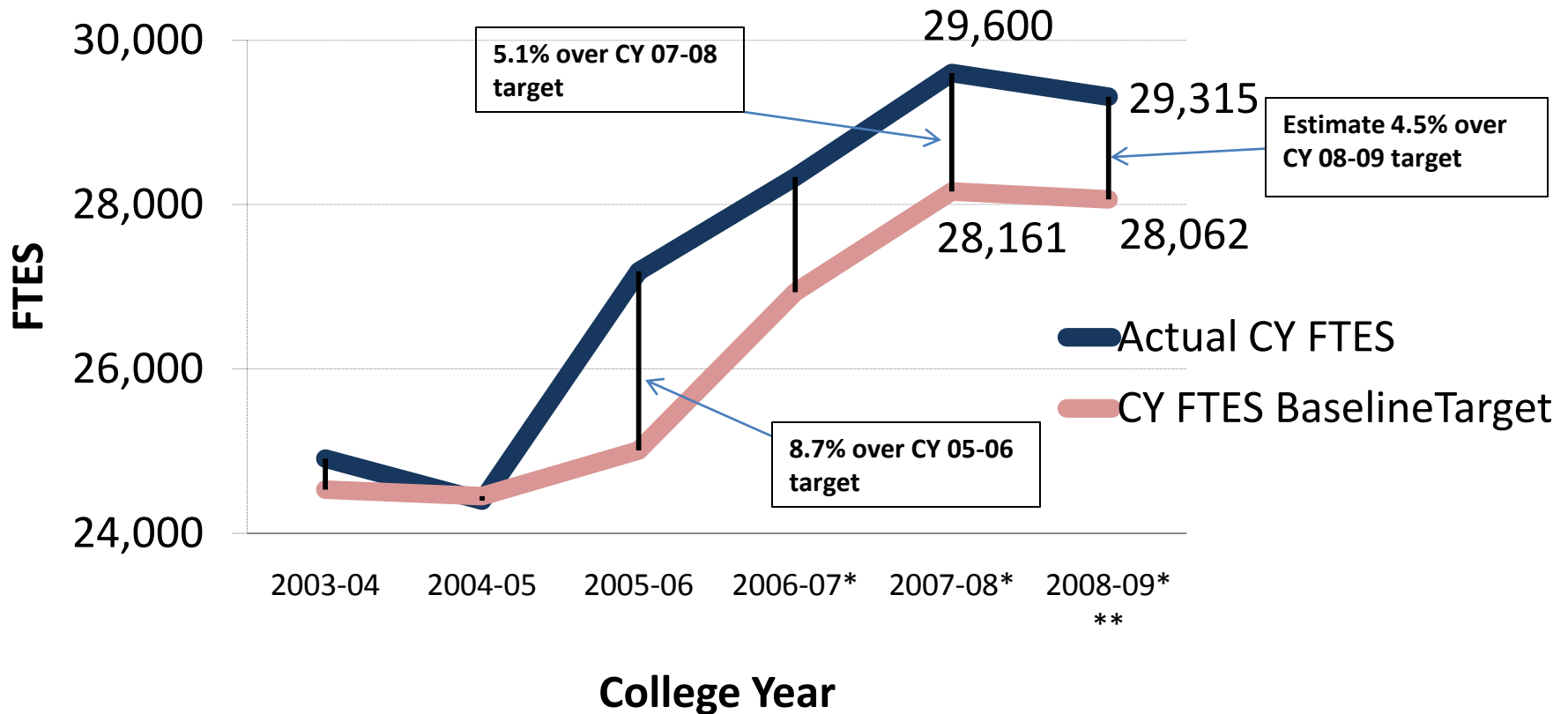
President's Enrollment Management Advisory Group

Edward Sullivan

Acting Assistant VP for Institutional Research and Analytical Studies

September 16, 2008

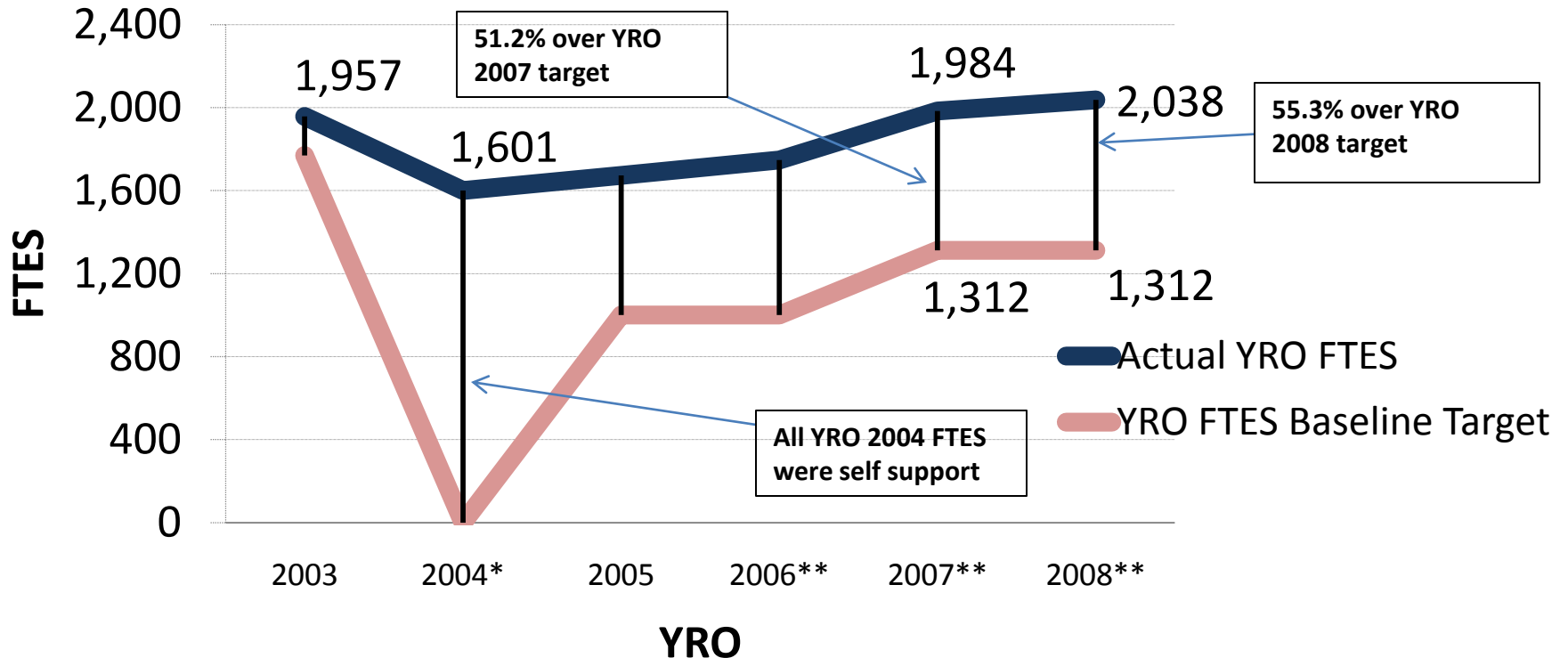
# College Year Enrollment Comparisons (FTES)



\* FTES Totals for CY 2006-07 and later include the graduate student differential in the FTES computation. Prior to Summer 2006 FTES was computed as 15 units = 1 FTES

\*\* Estimated CY 2008-09 data

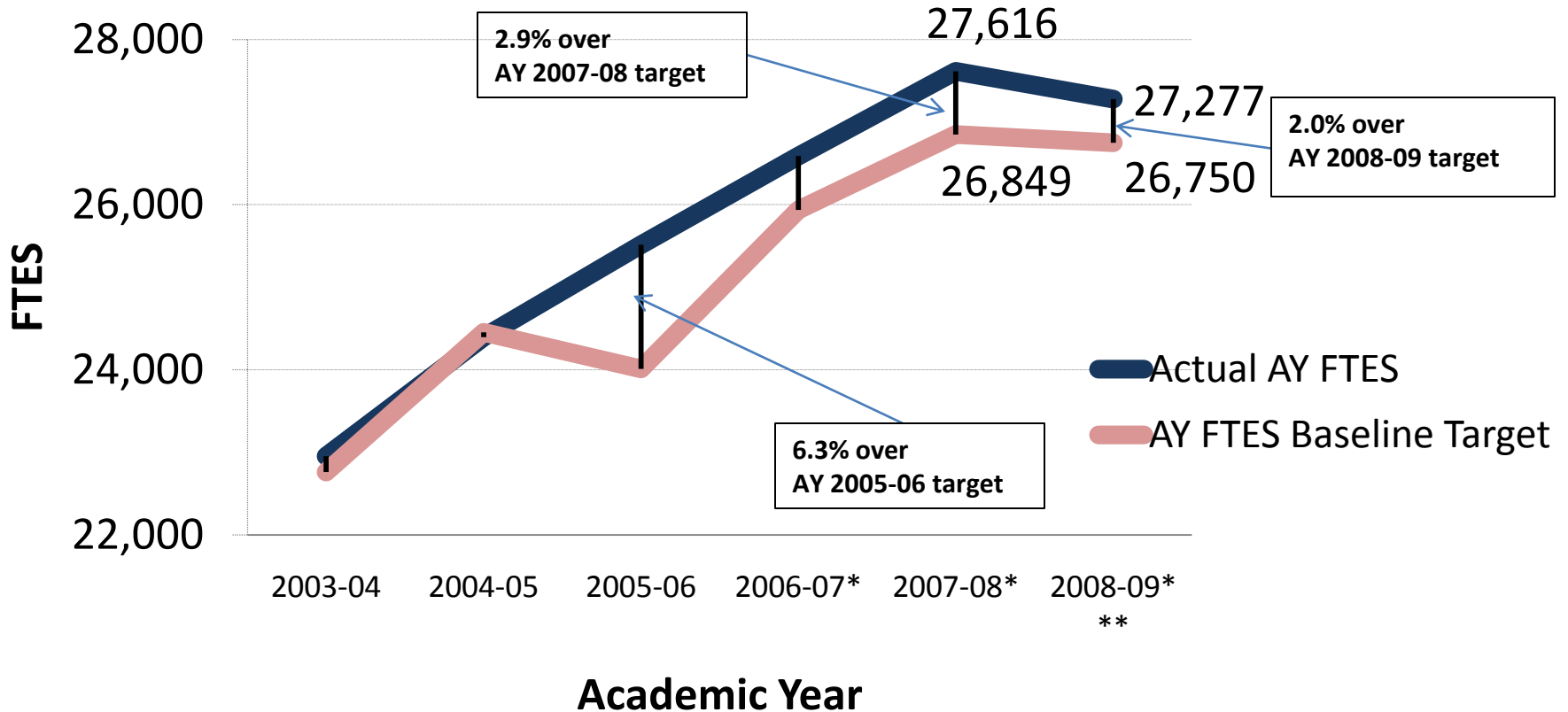
# YRO (Summer) Enrollment Comparisons (FTES)



\* FTES generated in 2004 was self support. All other reported terms are state-support

\*\* FTES Totals for YRO 2006 and later include the graduate student differential in the FTES computation. Prior to Summer 2006 FTES was computed as 15 units = 1 FTES

# Academic Year (Fall and Spring) Enrollment Comparisons (FTES)



\* FTES Totals for AY 2006-07 and later include the graduate student differential in the FTES computation. Prior to Summer 2006 FTES was computed as 15 units = 1 FTES

\*\* Estimated AY 2008-09 data

# Internal Fall FTES Targets

as of September 15, 2008

College	Fall 2007 Census (official)	Fall 2008 Target (estimated)	Fall 2007 So Far...	Fall 2008 So Far...
Arts	2,472	2,450	2,427	2,425
CBE	4,566	4,525	4,491	4,558
Comm	2,290	2,269	2,280	2,357
ECS	768	774	761	785
EDU	1,721	1,720	1,564	1,597
HHD	2,952	2,925	2,951	3,137
H&SS	8,852	8,771	8,811	8,555
NSM	3,845	3,810	3,829	3,982
Misc	147	118	134	118
Total*	27,613	27,362	27,250	27,512
Irvine Campus**	1,138	1,140	1,135	769

\*Sum of Colleges may not match Total due to rounding.

\*\*Irvine Campus is included in Total above.

Fall 07 headcount- 35,915    Fall 08 headcount- 36,173