

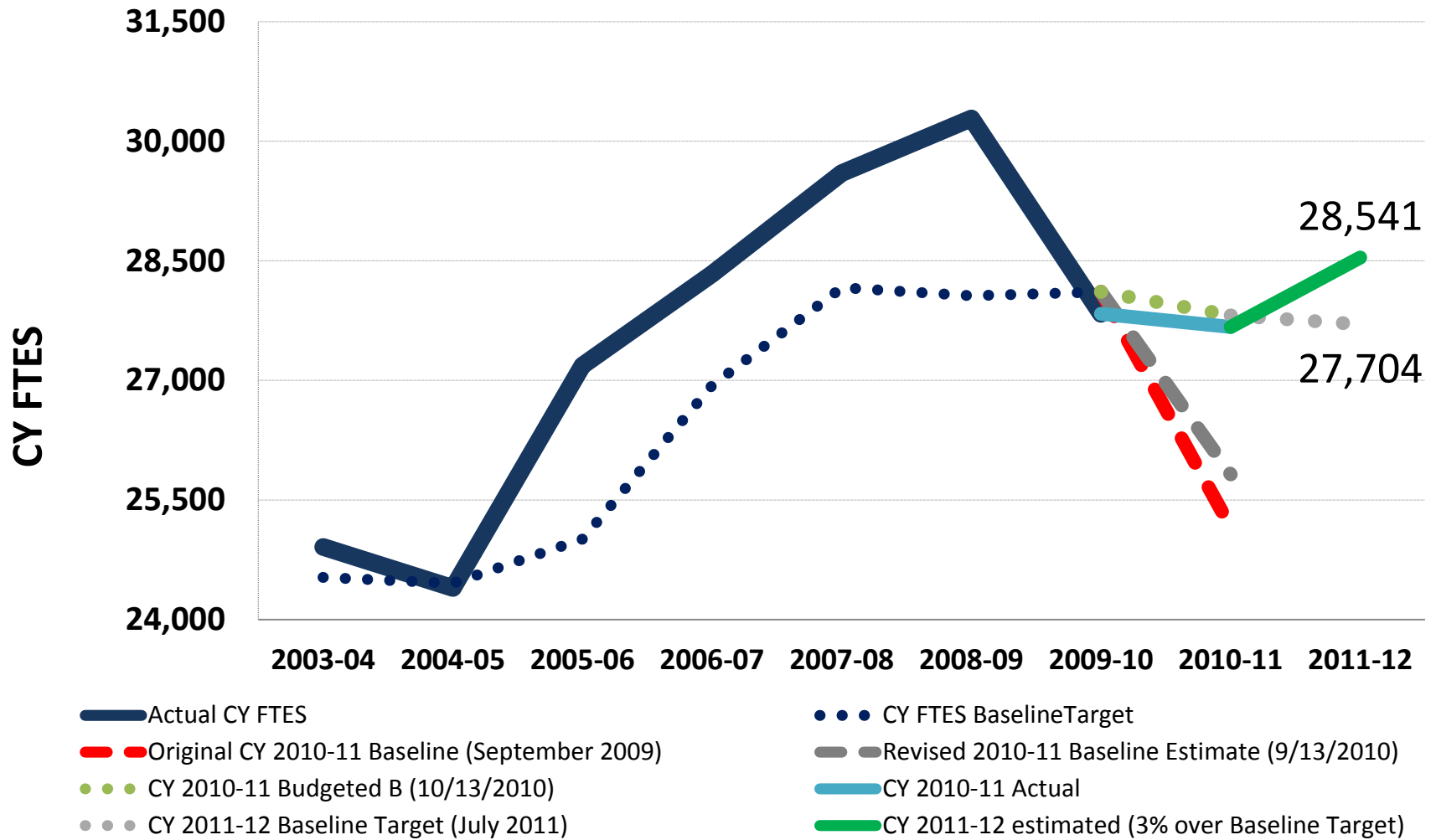
Profile of Transfers to CSU Fullerton

Presentation at 8th Annual TEPAC Conference
October 18, 2011

James Hershey
Sunny Moon
Ed Sullivan

Institutional Research and Analytical Studies
California State University, Fullerton

College Year FTES (Actual vs. Target)



New Undergraduates

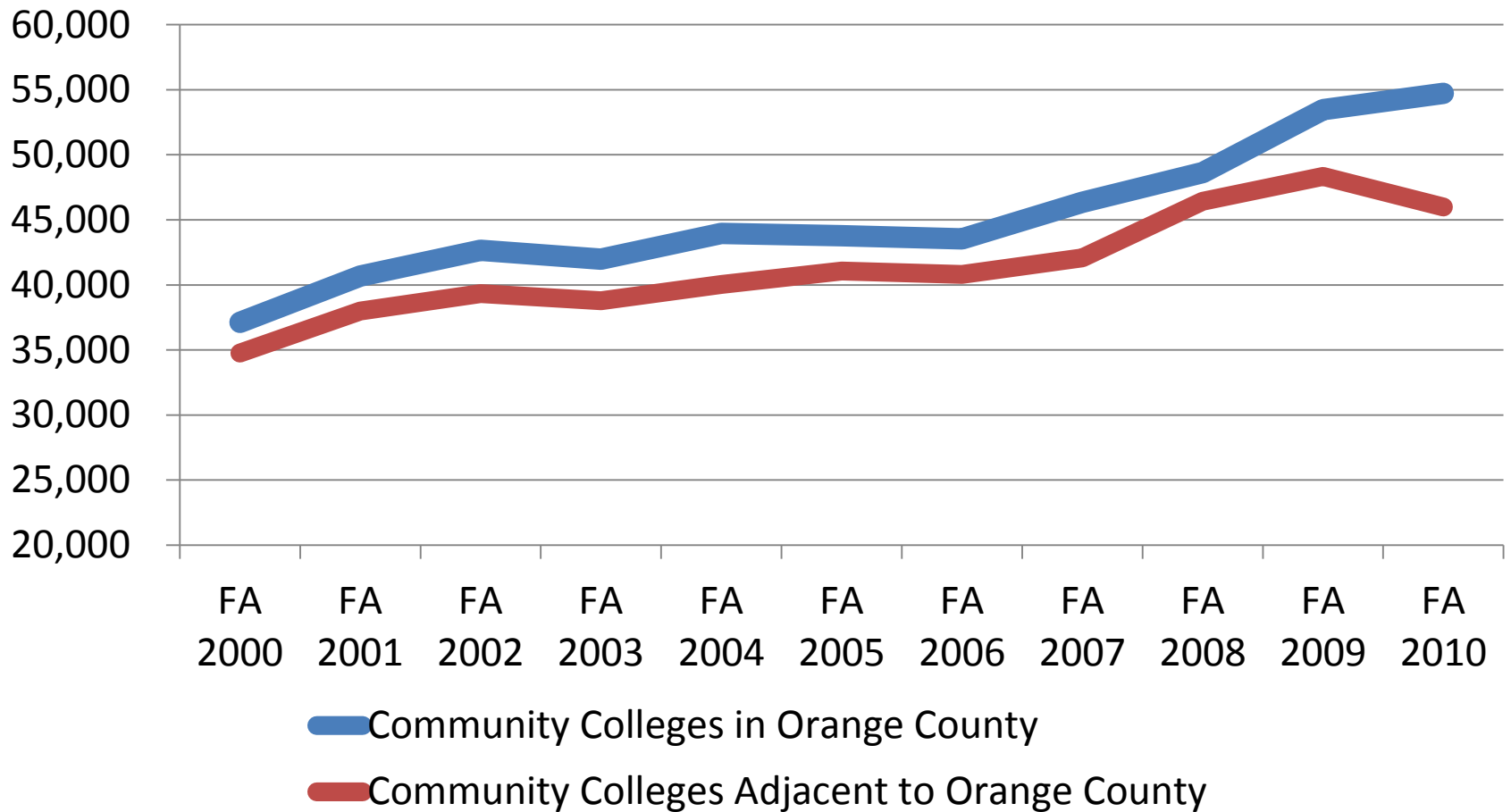
	Fall		Spring	
	FTF	UGT	FTF	UGT
2005-06	3,943	3,659	30	1,905
2006-07	3,851	3,895	18	1,998
2007-08	4,154	4,008	22	2,019
2008-09	4,697	3,082	11	2,681
2009-10*	4,065	3,800	8	33
2010-11**	3,912	4,165	5	2,124
2011-12*** <i>(exceed current budgeted targets by 3%)</i>	4,195	3,532	5	1,100
2012-13 <i>(preliminary – exceed current targets by 1%)</i>	3,900	3,900	0	0

*The campus was required to reduce enrollment to budgeted target beginning in 2009-10 (very limited transfers in spring 2010).

** Target revisions October 2010 resulted in opportunities for spring 2011 transfers.

***The campus is now fully impacted (all majors) at the undergraduate level.

Trend in California Community College Students Enrolled in 12 or more units



Data from California Community College Chancellor's Office extraction (October, 2010, 2011) plus RAND CCC Enrollment Statistics (October, 2011).

Adjacent to Orange County colleges are: Cerritos, Rio Hondo, Long Beach, Mt. San Antonio, Riverside, and Citrus.

We have been the **# 1 destination** for California Community College transfers among all California public universities for twelve consecutive years

	98-99	99-00	00-01	01-02	02-03	03-04	04-05	05-06	06-07	07-08	08-09	09-10	10-11
CSU FULLERTON	4,126	4,318	4,436	4,761	4,877	4,280	6,094	5,113	5,412	5,495	5,351	3,521	5,975
CSU LONG BEACH	3,264	3,789	3,438	4,079	4,156	3,479	4,047	3,529	4,373	4,272	3,027	1,907	3,959
CSU NORTHRIDGE	3,388	3,915	4,299	4,562	4,312	3,991	4,360	4,750	4,820	4,861	4,524	3,437	4,677
CSU SACRAMENTO	3,664	3,929	3,970	4,074	3,841	3,771	4,398	3,986	4,249	4,109	4,172	3,249	4,788
SAN DIEGO STATE	3,746	3,666	4,150	3,565	3,414	3,347	3,360	4,648	4,324	4,382	2,854	2,408	4,688
SAN FRANCISCO STATE	3,508	3,498	3,212	3,289	3,786	3,979	4,040	3,901	4,103	3,906	3,721	2,868	4,493
SAN JOSE STATE	3,681	3,555	3,243	3,409	3,506	3,225	3,212	3,525	3,618	4,000	3,563	1,939	3,626
UC BERKELEY	1,653	1,682	1,548	1,745	1,851	1,767	1,870	2,024	2,018	2,080	2,097	2,274	Not Available
UC LOS ANGELES	2,054	2,430	2,488	2,780	2,555	2,965	2,847	2,951	3,065	3,048	2,967	2,934	
UC SAN DIEGO	1,108	1,253	1,333	1,445	1,690	1,767	1,645	1,760	1,797	1,979	2,226	2,359	

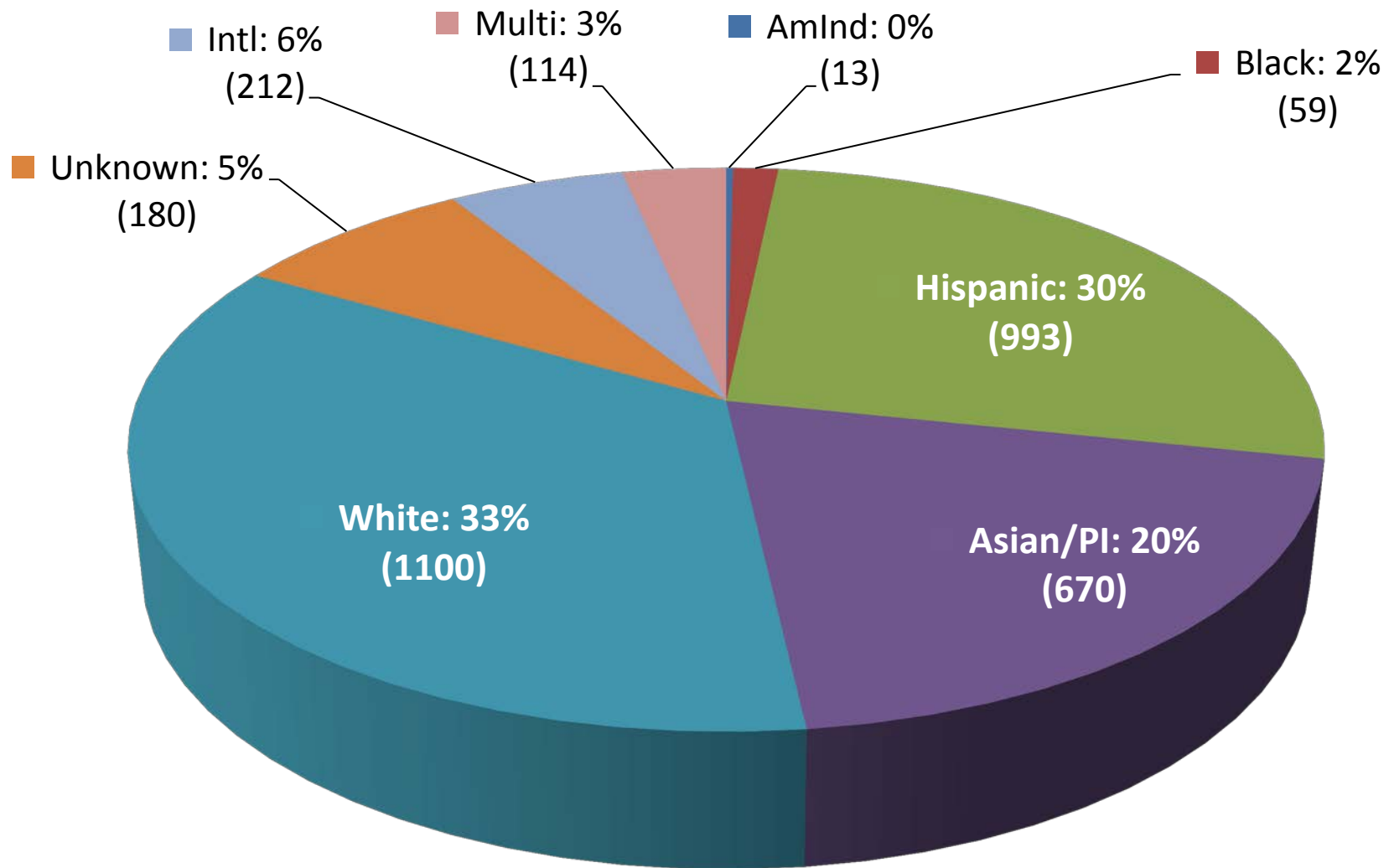
Source: CPEC Transfer Pathways <http://www.cpec.ca.gov/OnLineData/TransferPathway.asp>
 2010-11 data available from CSU sources. UC data not currently available.



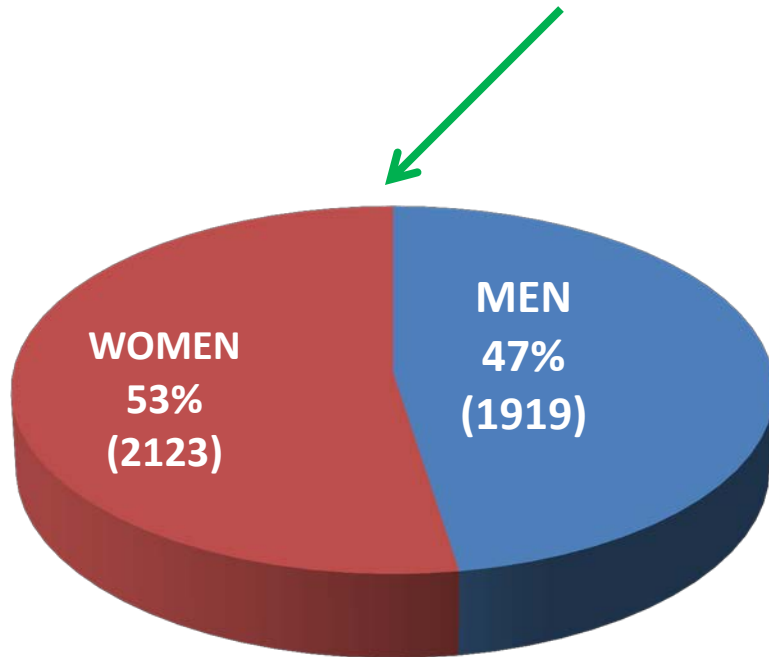
Fall 2011 Upper Division Transfer Application (Community College Transfers)

	Applied	Admitted	Enrolled
Fall 2011	15,308	7,176 (47%)	3,367 (47%)
Fall 2010	17,265	7,029 (41%)	4,042 (58%)
Fall 2009	11,298	5,403 (48%)	3,751 (64%)
Fall 2008	9,711	4,900 (51%)	2,843 (58%)
Fall 2007	10,749	6,010 (56%)	3,638 (61%)
Fall 2006	11,030	6,118 (56%)	3,580 (59%)

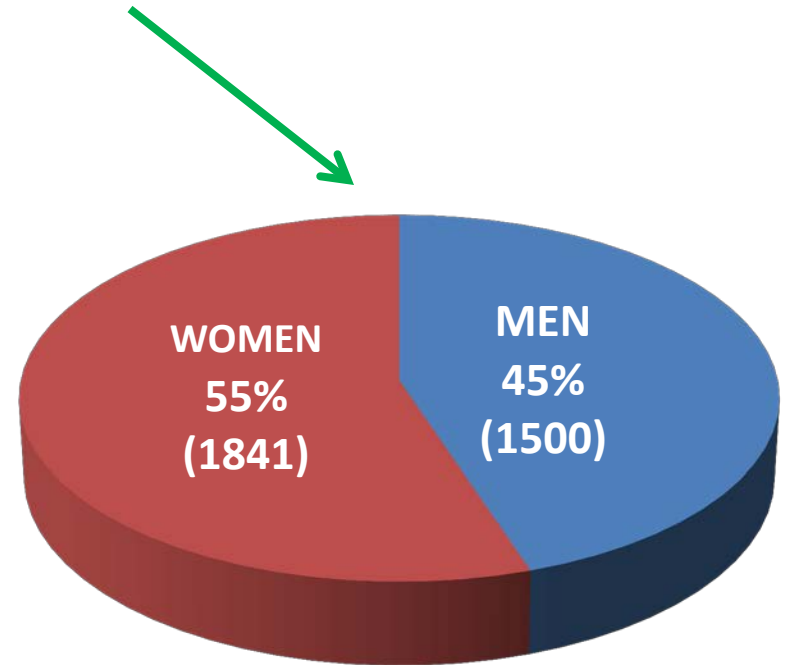
Ethnic Composition of New Upper Division Transfers from California Community Colleges in Fall 2011



Gender Composition of New Upper Division Transfers from California Community Colleges in Fall 2010 & Fall 2011



Total Transfers : 4,042



Total Transfers : 3,341



Course-Taking of New Upper Division Transfers from California Community Colleges in Fall 2011

- **Transfer GPA**
 - **Median: 3.1** (3.0 in fall 10); **Mean: 3.1** (3.0 in fall 10)
- **Transfer Units**
 - **Median: 72 Units** (72 in fall 10); **Mean: 78 Units** (78 in fall 10)
- **Units per Student in 1st term**
 - **Median: 12 Units** (12 in fall 10); **Mean: 11 Units** (11 in fall 10)
- **Class Time**
 - 20% of courses taken by transfers are *evening classes*
- **Course Enrollment (12,771)**
 - **Lower Division: 26% (3,362)**
 - **Upper Division: 74% (9,409)**

Course-Taking of New Upper Division Transfers from California Community Colleges in Fall 2011

Most enrolled courses in Lower Division (100 & 200 level)		Most enrolled courses in Upper Division (300 & 400 level)	
Course	# Enrolled	Course	# Enrolled
* Business Writing	197	Adv Business Communication	395
Intro Info Sys & Appli	164	Qba: Prob & Stat	284
* Business Calculus / Calculus	124	Business Finance	269
Bus & Its Legal Environ	107	Principles of Marketing	191
* Intro to Kinesiology	106	Film Music	162
American Government	83	American Character	160
Principles Microeconomics	82	Computer Apps in Psych	154
Financial Accounting	77	Intro to Criminal Justice	150
Mass Comm Modern Society	72	Social Psychology	150
World Civilization to 16c	69	Abnormal Psychology	133

Bachelor's Degree Awarded

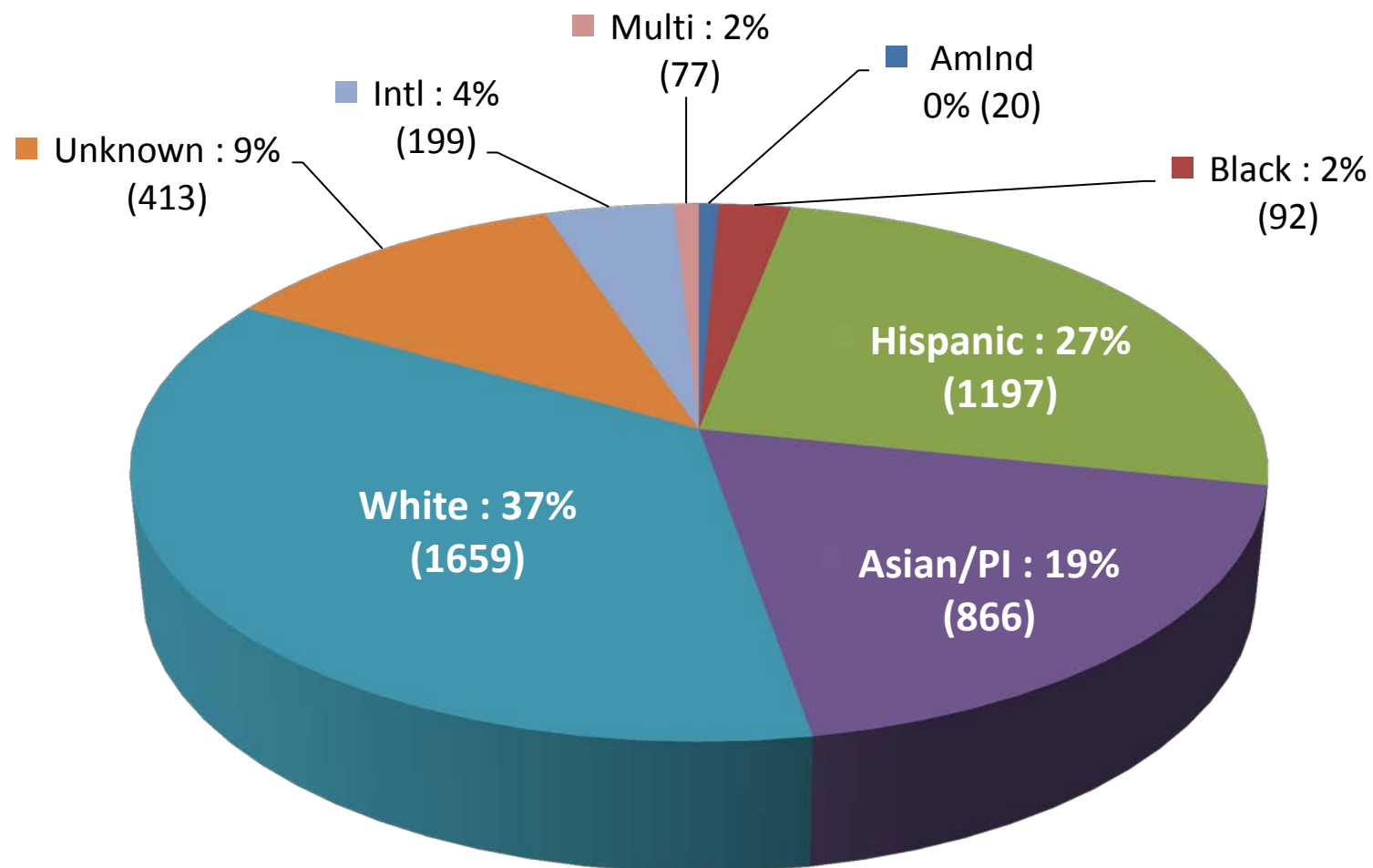
(for Students Initially Entering as New Transfers)

Year	First-time Freshmen	New Transfers	2 nd BA Seeking	Total Bachelors Degrees Awarded
2010-2011	2,296 (33%)	4,523 (66%)	56 (1%)	6,875
2009-2010	2,074 (32%)	4,381 (68%)	24 (0%)	6,479
2008-2009	2,025 (31%)	4,538 (69%)	17 (0%)	6,580
2007-2008	1,924 (30%)	4,404 (69%)	16 (0%)	6,344
⋮ ↓				⋮ ↓
Total from 1996-1997 to 2010-2011	22,895 (28%)	53,930 (66%)	375 (0%)	81,723

Top 10 Bachelor's Degree Awarding Majors in 2011 (for Students Initially Entering as New Transfers)

Major	# of Students Awarded			Degree
	Total	Men	Women	
Communications	557	209	348	BA
Psychology	307	80	227	BA
Finance	304	195	109	BA
Accounting	277	133	144	BA
Child & Adolescent Studies	248	14	234	BS
Management	194	117	77	BA
Sociology	191	44	147	BA
Liberal Studies	186	21	165	BA
Marketing	176	96	80	BA
Human Services	175	25	150	BS
TOTAL (including other majors)	4,523	1,873 (41%)	2,650 (59%)	BA or BS

Bachelor's Degrees Awarded by Ethnicity (for Students Initially Entering as New Transfers)



Top 10 Prior Institutions of New Community College Transfers Fall 2011

Transfer Institution	Enrolled
Fullerton College	647
Orange Coast College	488
Saddleback College	359
Santa Ana College	313
Cypress College	273
Santiago Canyon College	240
Irvine Valley College	220
Golden West College	183
Mount San Antonio College	106
Riverside Community College	54

Four Year Graduation Rates for Community College Transfers by College of Major

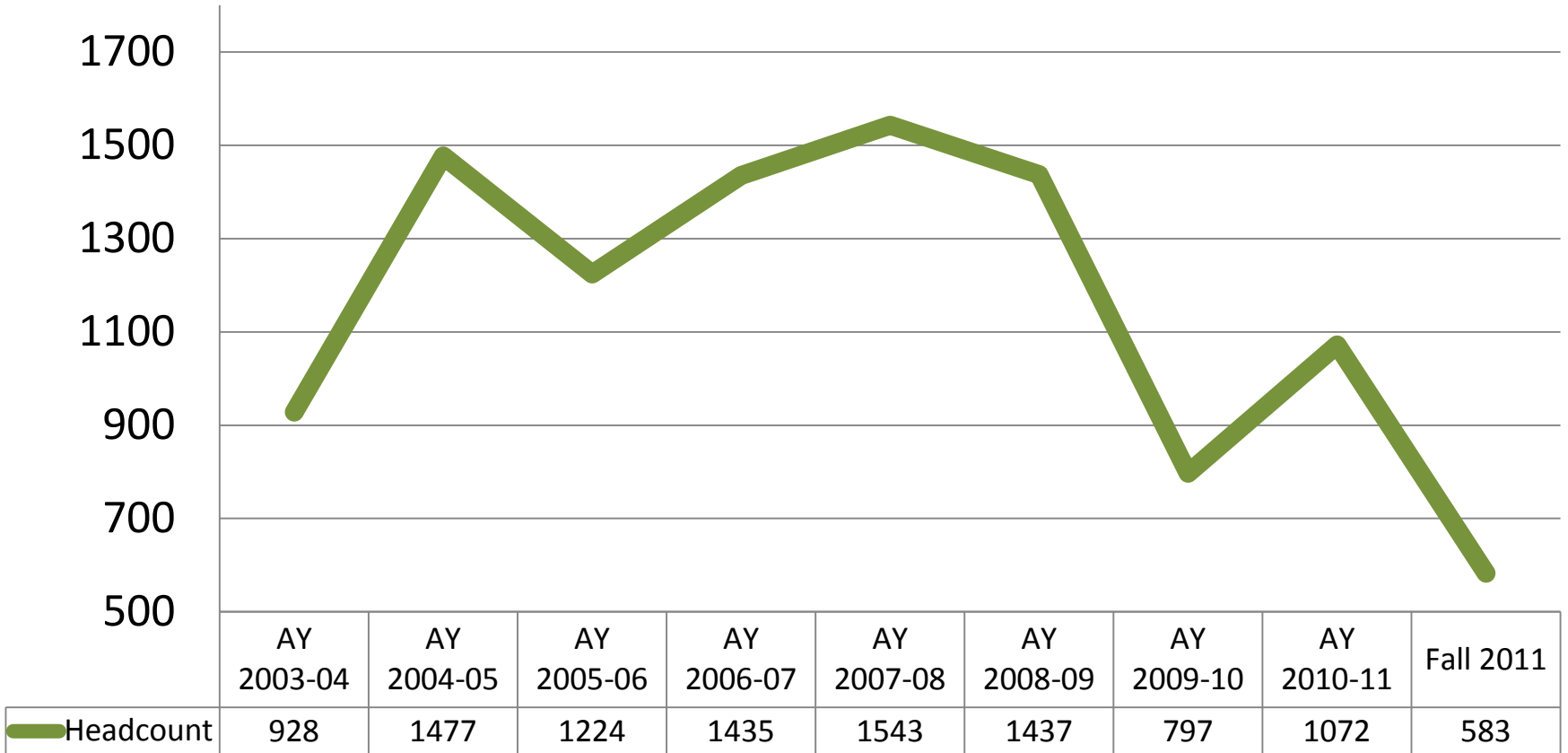
	2000	2001	2002	2003	2004	2005	2006	Total
Comm	61%	56%	62%	61%	62%	54%	57%	59%
HHD	61%	59%	60%	60%	60%	58%	60%	60%
HSS	74%	74%	74%	77%	74%	70%	72%	73%
Arts	45%	42%	33%	41%	38%	32%	42%	39%
MCBE	74%	74%	70%	73%	71%	70%	72%	72%
NSM	68%	70%	71%	69%	69%	65%	68%	68%
ECS	49%	43%	51%	49%	56%	45%	51%	48%
Total	65%	64%	65%	65%	65%	62%	64%	64%

Best Predictors of Four Year Graduation of Upper Division Transfers

Predictor	Result
Full vs. Part Time 1st Semester	72% vs. 51%
Transfer GPA	47%-79%
College of Major	40%-75%
Women vs. Men	69% vs. 58%
Ethnicity	55%-69%

**FALL 2011
NEW TRANSFERS
FROM CALIFORNIA COMMUNITY COLLEGES
EXPRESSING INTENT TO PURSUE A CREDENTIAL**

New Upper Division Transfers from California Community Colleges Expressing Intent to Pursue a Credential



Fall 2011 New Upper Division Transfers from California Community Colleges Expressing Intent to Pursue a Credential

	MULT SUBJ	SPEC ED	SINGL SUBJ	OTH SPEC	SERVICE	CLIN REHAB	Total
Fullerton College	39	11	58	0	5	3	116
Santa Ana College	30	12	29	0	7	2	80
Orange Coast College	23	11	33	0	5	3	75
Saddleback College	23	5	25	0	3	5	61
Cypress College	15	7	20	0	3	1	46
Santiago Canyon College	20	10	12	0	2	1	45
Irvine Valley College	15	8	6	1	3	0	33
Golden West College	10	2	8	0	1	0	21
Mount San Antonio College	5	0	8	0	0	1	14
Riverside Community College	5	1	4	0	0	2	12
Cerritos Community College	0	1	4	0	1	1	7

Fall 2011 New Upper Division Transfers from California Community Colleges Expressing Intent to Pursue a Credential

	MULT SUBJ	SPEC ED	SINGL SUBJ	OTH SPEC	SERVICE	CLIN REHAB	Total
Chaffey Community College	1	2	4	0	0	0	7
Rio Hondo Community College	2	1	2	0	0	0	5
Coastline Community College	1	0	2	0	1	1	5
Victor Valley Community College	2	0	1	0	0	1	4
College of the Sequoias	2	0	2	0	0	0	4
Mount San Jacinto College	1	0	3	0	0	0	4
College of the Desert	2	0	1	0	0	0	3
Citrus Community College	1	0	2	0	0	0	3
All Others (26)	12	2	21	0	1	2	38
Initially transferred to CSUF from California Community College	209	73	245	1	32	23	583

Course-Taking of Fall 2011 New Upper Division Transfers from California Community Colleges Expressing Intent to Pursue a Credential

Most enrolled courses in Lower Division (100 & 200 level)		Most enrolled courses in Upper Division (300 & 400 level)	
Course	# Enrolled	Course	# Enrolled
Calculus	20	Elements of Eff Prof Comm	81
Intro to Kinesiology	14	Inquiry Method in Develop	72
Child, Family, and Community	13	Fund Concepts Elem Math	60
Intro to Human Services	13	Historical Dimen Lib St	50
Individual Instruction	13	Cultural Pluralism El Sch	48
Business Writing	11	Intro to Liberal Studies	47
Financial Accounting	10	Inquiry and Composition	46
Intro to Development	10	American Character	40
Music Production & Performnce	10	Exceptional Individual	31
Principles Microeconomics	10	Structure Modern English	27

FALL 2011
NEW POST BACCALAUREATE
CREDENTIAL-SEEKING

Community College Initial Institutions of New Fall 2011 Post-Baccalaureate Credential-Seeking Students

	MULT SUBJ	SPEC ED	SINGL SUBJ	Total
Fullerton College	11	10	0	21
Saddleback College	6	1	1	8
Golden West College	2	5	0	7
Mount San Antonio College	2	5	0	7
Irvine Valley College	3	3	0	6
Orange Coast College	1	5	0	6
Cypress College	2	4	0	6
Santa Ana College	2	3	0	5
Santiago Canyon College	2	3	0	5
Riverside Community College	1	2	0	3
Cerritos Community College	1	1	0	2
All Others (12)	7	5	0	12
Initially transferred to CSUF from California Community College	40	47	1	88

**CREDENTIALS RECOMMENDED FOR STUDENTS INITIALLY
ENROLLING FROM CALIFORNIA COMMUNITY COLLEGES**

Credentials recommended for students initially enrolling from California Community Colleges

	2005-2006	2006-2007	2007-2008	2008-2009	2009-2010	2010-2011	Total
Multiple Subjects Instruction	281	192	198	206	112	110	1,416
Special Education	89	83	93	100	87	76	588
Single Subject	98	118	113	106	65	77	701
Other Specialist instruction	7	5	7	6	5	5	42
Administrative Services	7	4	15	6	13	11	61
Clinical Rehabilitation	4	6	8	5	7	8	44
Total Credentials Awarded to students initially entering from Community Colleges	519 (29%)	486 (32%)	408 (29%)	434 (32%)	429 (35%)	287 (34%)	2,333 (32%)
Total Credentials Awarded	1,535	1,415	1,367	1,242	982	855	7,396

2010-11 Credentials recommended for students
initially enrolling from California Community Colleges

	MULT SUBJ	SPEC ED	SINGL SUBJ	OTH SPEC	SERVICE	CLIN REHAB	Total
Fullerton College	21	22	19	1	1	2	66
Saddleback College	12	9	6	3	2	0	32
Santa Ana College	8	14	7	0	3	0	32
Orange Coast College	5	6	8	1	2	1	23
Mount San Antonio College	9	3	8	0	1	1	22
Santiago Canyon College	11	5	3	0	0	0	19
Cypress College	5	3	6	0	1	0	15
Golden West College	5	2	4	0	0	1	12
Irvine Valley College	8	1	0	0	0	0	9
Chaffey Community College	3	1	3	0	0	1	8
Rio Hondo Community College	4	2	1	0	0	1	8

2010-11 Credentials recommended for students initially enrolling from California Community Colleges

	MULT SUBJ	SPEC ED	SINGL SUBJ	OTH SPEC	SERVICE	CLIN REHAB	Total
Riverside Community College	4	3	0	0	0	0	7
Cerritos Community College	3	0	3	0	0	0	6
Citrus Community College	2	2	1	0	0	0	5
Mount San Jacinto College	2	1	1	0	0	0	4
Coastline Community College	2	1	0	0	0	0	3
Long Beach City College	0	0	3	0	0	0	3
Victor Valley Community College	1	0	1	0	0	0	2
Pasadena City College	2	0	0	0	0	0	2
All Others (7)	3	1	3	0	1	1	9
Total credentials recommended to students initially enrolling from a CCC	110	76	77	5	11	8	287

Presentation will be made available at:

www.fullerton.edu/cct

In CCT Links Section

www.fullerton.edu/analyticalstudies

In Institutional Research & Analytical Studies
Planning Section