

# 2011-12

# Impaction Plan Discussion

Discussion with Various Campus Audiences  
August 18, 2010 through September 28, 2010

Ed Sullivan

Assistant VP for Institutional Research and Analytical Studies

Nancy Dority

Assistant VP of Enrollment Services

Ed Trotter

Acting Associate VP for Undergraduate Programs

# Challenge

- Fall 2010 (Impacted for Freshmen and Transfers)
  - The university received 33,565 freshmen applications for 4,000 anticipated freshman enrolled seats
    - We enrolled 3,912 first-time freshmen
    - We denied admission to 4,456 CSU eligible first-time freshmen
  - The university received 19,313 upper division transfer applications for 3,650 anticipated upper division transfer enrolled seats
    - We enrolled 4,165 upper division transfers
    - We denied admission to 6,371 CSU eligible upper division transfers
    - We also denied 214 returning transfer/returning UG student and eight 2<sup>nd</sup> BA seeking CSU eligible students

# Challenge

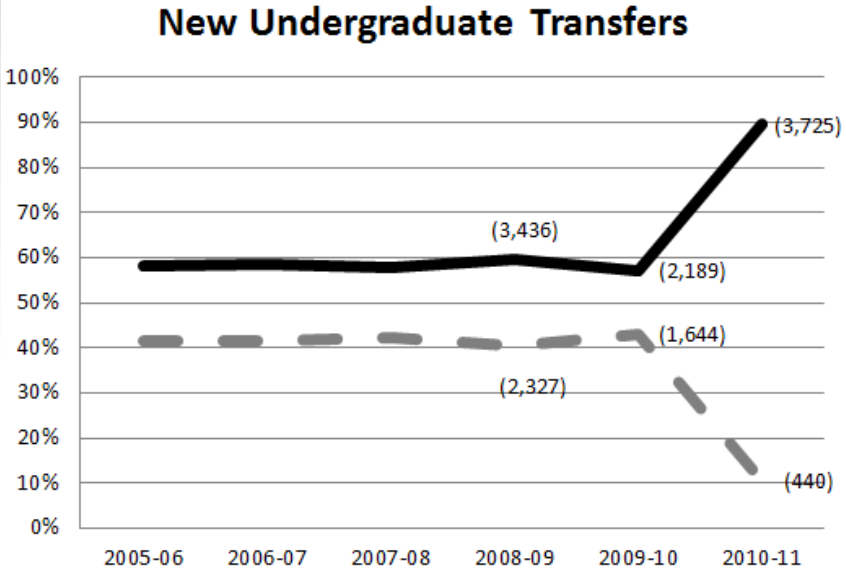
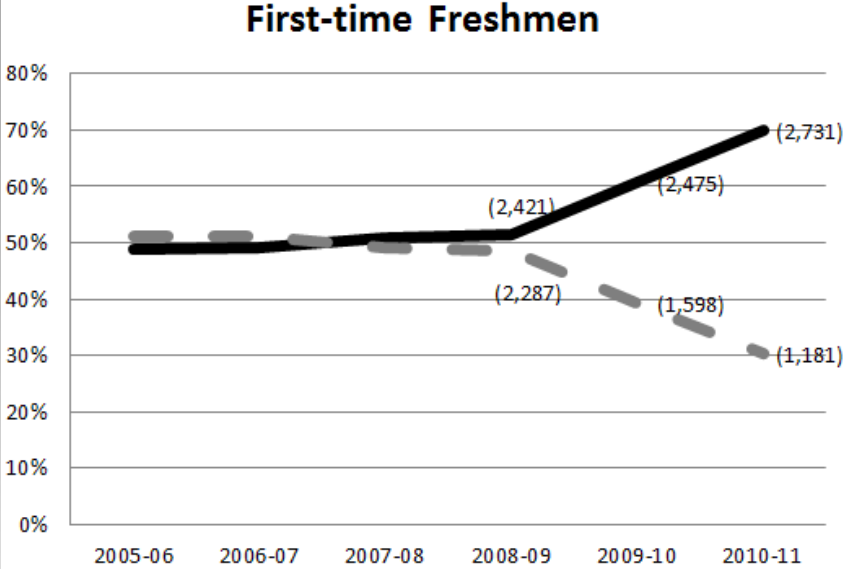
- Fall 2011
  - Planning goals will be approximately 4,000 first-time freshmen and 4,000 new upper division transfers
    - Budget uncertainty does not allow us to consider increasing goals for either group at this time
  - We expect as many or more Freshman applications
    - CA Department of Finance 2009 series projections show June 2011 Orange County HS graduating class as second highest in county history off slightly from June 2010 levels. Similar peak trends are seen for Riverside and San Bernardino Counties
  - We expect more upper division transfer applications
    - RAND enrollment trend data community colleges in Orange County and adjacent areas (Mt. Sac, Riverside, Cerritos, Rio Hondo) show fall 2009 at peak for number of students enrolled in 12 or more units (proxy for students moving toward eventual transfer).

# Challenge

- Given enrollment capacity constraints enforced by the CSU Chancellor's Office resulting from the CA Budget, the university is unable to serve the number of students who would prefer to attend CSU Fullerton.
  - The campus can and does limit new students through impaction
    - Current impaction methods may not be sufficient and major impaction may need to be employed to further limit new students
      - What are the implications of major impaction for local area students?
      - Are there other ways to limit new student demand?
    - Current impaction has changed the geographic mix of our new students
      - What are the implications if all new CSU Fullerton students previously attended HS or college exclusively in Orange County?

# Shifts in Ratios of In-Area and Out-of-Area Entering Students

2010-11 (Fall Census)  
 In-Area Totals = 6,456 (79.9%)  
 Out-of-Area Totals = 1,621 (20.1%)



Admissions Area	Applied	Admitted	Enrolled
Local	10,775	7,907	2,731
Outside	22,790	7,246	1,181
Total	33,565	15,153	3,912

Admissions Area	Applied	Admitted	Enrolled
Local	7,438	6,154	3,725
Outside	11,875	1,080	440
Total	19,313	7,234	4,165

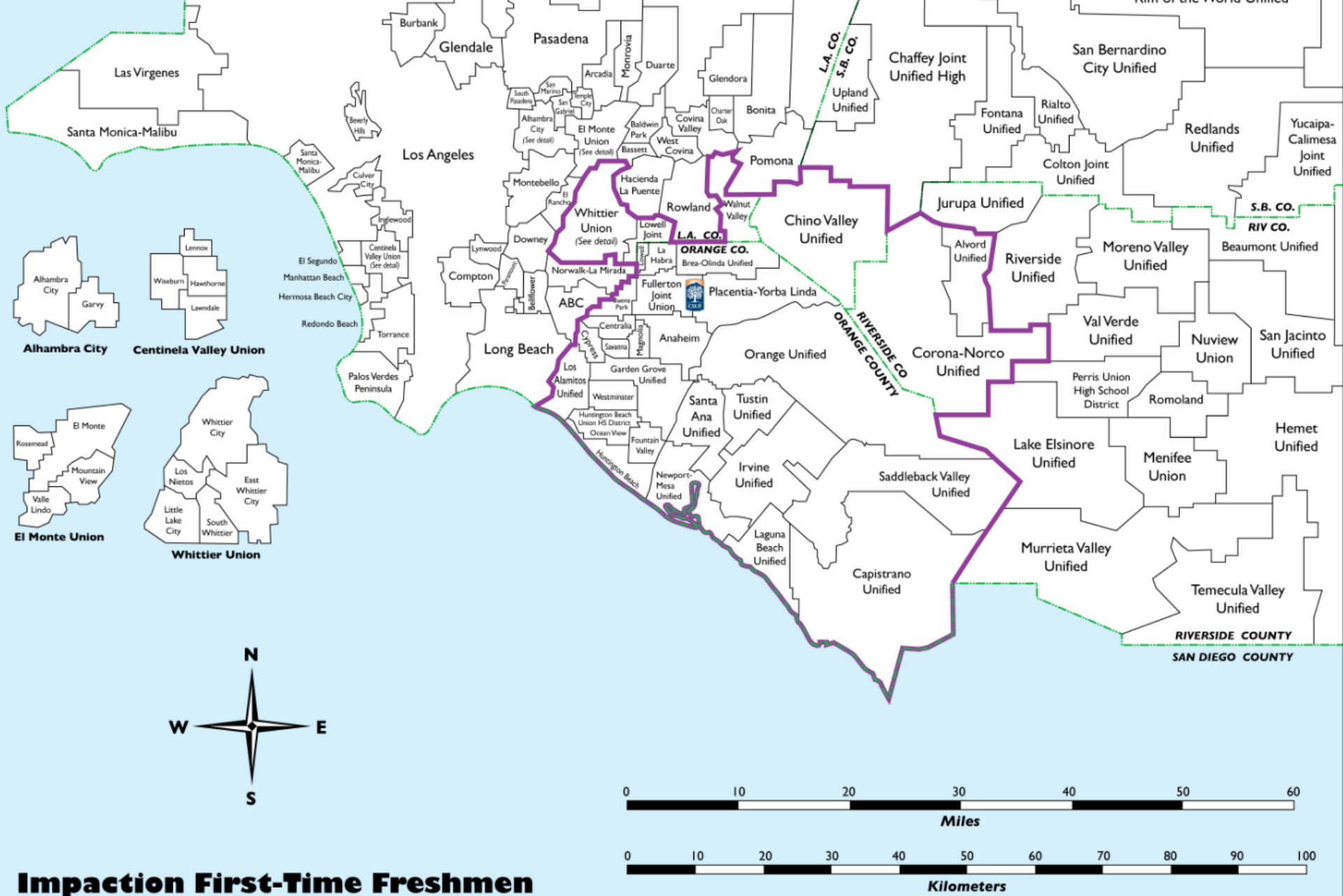
**Key**  
 — In-Area  
 - - - Out-of-Area  
 (Number) = Headcount

# Types of Admissions Impaction

- Systemwide impaction
  - This tool offers "insurance" for campuses, which find themselves with too many applications and no pre-existing impaction plan. Campus may use system-wide impaction to admit regularly admissible local area applicants and "wait list" others until space becomes available
- Campus impaction
  - A local area is established, and all applicants from outside that area must meet supplemental admissions criteria usually implemented by "level", e.g., first-time freshmen, transfers, etc.
- Program impaction
  - Supplemental admissions criteria such as competitive admissions may be required of all applicants for specified (or all) majors/programs

# Current Admissions Areas for Campus Impaction

- Admissions Areas are defined by the campus and approved by the Chancellor's Office
  - First-time Freshman local admissions area defined as all high schools in Orange County, Walnut, Whittier, Chino Valley, Corona, Norco and Alvord School districts.
  - New Upper Division Transfer local admissions area is defined as all Orange County Community Colleges.
    - Students must have earned their majority of units from an Orange County Community College to be considered a local applicant.



# Impaction First-Time Freshmen

# Impaction First-time Freshmen

- Current
  - Based on Eligibility Index
    - For SAT Scores:  $\text{HSGPA} \times 800 + \text{SAT Total}^*$
    - For ACT Scores:  $\text{HSGPA} \times 200 + (10 \times \text{ACT Composite})^*$
    - \*SAT or ACT writing scores are not included in the Eligibility Index computation.
      - California residents must have a minimum index of 2900 using SAT scores or 694 using ACT scores.
      - Non-California residents must have a minimum index of 3502 using SAT scores or 842 using ACT scores.

# Impaction First-time Freshmen

## – Local vs Non-Local

- Local
  - Needed CSU Minimum
- Non-Local
  - NSM/ECS majors needed EI  $\geq$  3500
  - All others needed EI  $\geq$  3700
- Pre-Nursing (nursing undeclared)
  - Local and Non Local students needed EI  $\geq$  4150
    - » Below criteria Non local are denied
    - » Below Criteria Local not admitted to Nursing Undeclared program, but admitted to undeclared majors if EI  $>$ 2900)

# Impaction First-time Freshmen

- Concerns from current policy
  - Localization
    - 70% of fall 2010 enrolled students from local area schools
      - 61% of fall 2009 enrolled students from local area schools
    - Admitted 7,907 local and 7,246 non-local
      - Denied 4,456 CSU eligible non-local first-time freshman applicants
    - Potential for bifurcated class
    - Average Local EI = 3541
    - Average Non Local EI = 3810
  - Limits campus strategic planning relative to existing missions and goals



# Impaction Upper Division Transfers

- Current
  - Campus Impaction (Local vs Non-Local)
    - Local -
      - Need to meet CSU Minimum
        - » 2.0 GPA with 60 or more units and Golden Four courses met
    - Non-Local
      - Need to meet elevated GPA threshold
        - » 3.7 GPA with 60 or more units and Golden Four courses met
  - Major Impaction (not used for fall 2010)
    - Upper division level programs in business (all majors), communications (all majors), kinesiology, nursing (BSN), health sciences, human services, child and adolescent development, psychology, sociology, and history.

# Impaction Upper Division Transfers

- Concerns from current policy
  - Localization
    - 89% of fall 2010 enrolled students from local area schools
      - 58% of fall 2009 enrolled students from local area schools
    - Admitted 6,154 local and 1,080 non-local
      - Denied 6,371 CSU eligible non-local UDTs
        - » Includes 1,255 CSU eligible non-local UDTs with GPAs  $\geq 3.00$
      - Denied 214 CSU eligible non-local returning student/returning transfer
      - Denied 8 CSU eligible non-local 2<sup>nd</sup> BA
  - Potential for bifurcated enrolled class
    - Average Local transfer GPA = 2.98
      - Median GPA 2.96
    - Average Non Local transfer GPA = 3.48
      - Median GPA 3.63
        - » 15.3% of enrolled non local transfers had Transfer GPAs  $< 3.0$
  - Limits campus strategic planning relative to existing missions and goals

What We Requested

# **OUR IMPACTION APPROACH FOR 2011-12**

# Our Approved Impaction Approach for 2011-12

(Approved by CSU Chancellor's Office 9/21/2010)

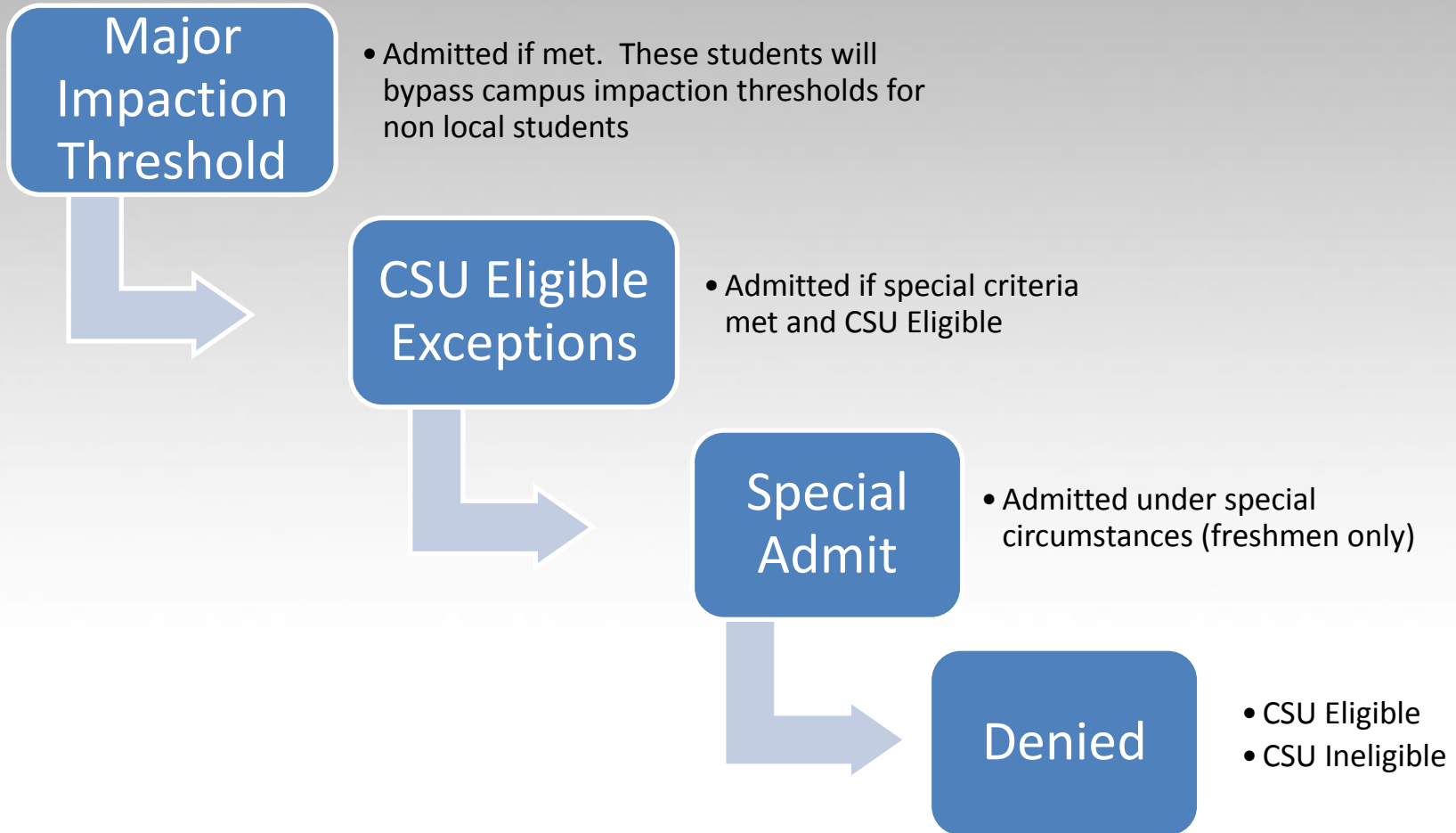
- Campus Impaction for non-local students
  - Threshold will be higher than that required of local students under major/program impaction
- Major/Program impaction for local area students
  - Likely to apply a common threshold across all majors above CSU minimum threshold and less than the non-local campus impaction threshold

# Our Approved Impaction Approach for 2011-12

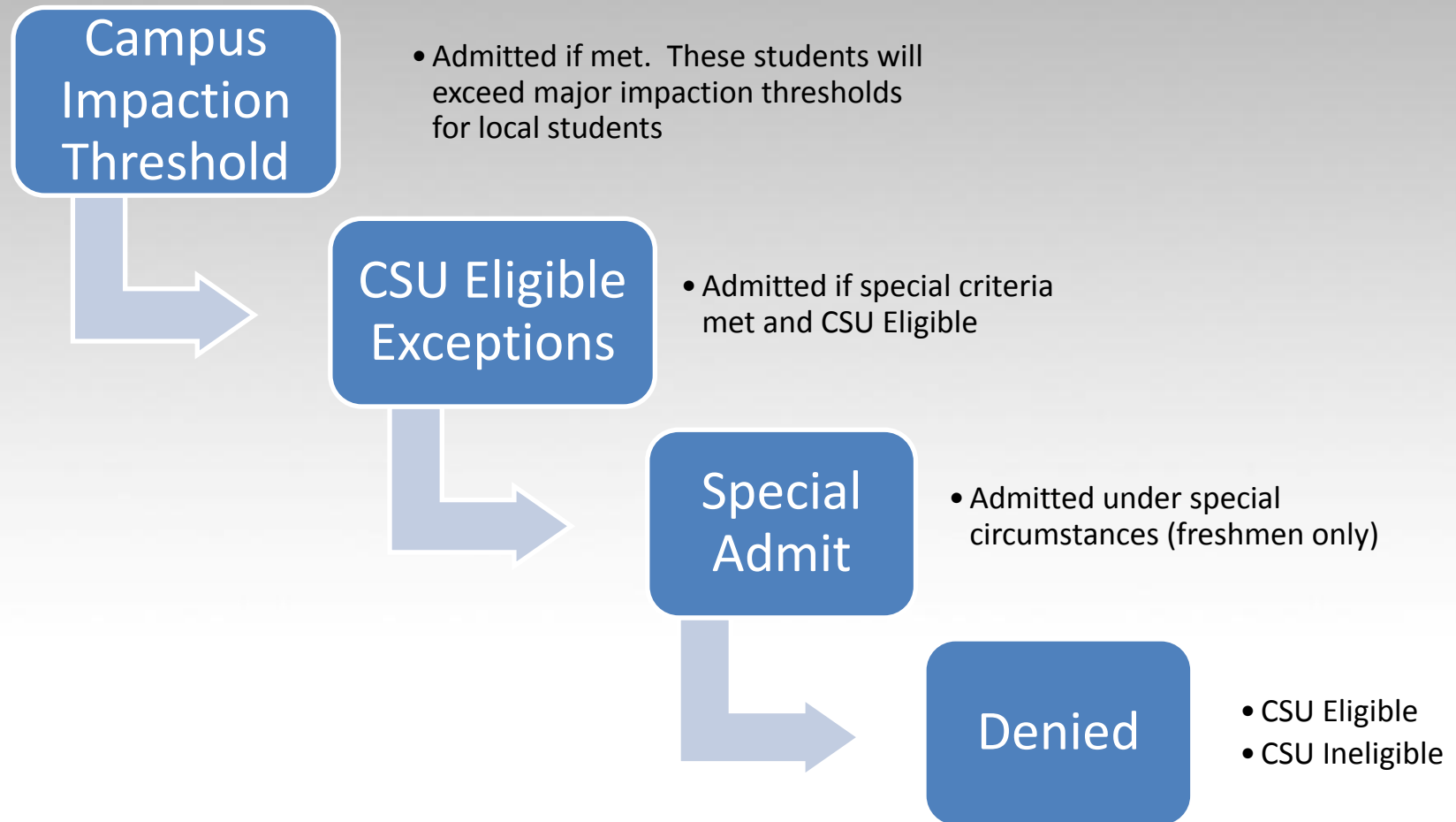
(Approved by CSU Chancellor's Office 9/21/2010)

- Enrollment contingency at CSU eligibility threshold
  - Allows admission of students at the CSU eligible threshold
    - Students are not special admits
    - Allows student with special circumstance (artistic talent, low enrolled majors, promise/contracts/grant commitments, special needs/talents, place-bound students) to bypass criteria above and be admitted at CSU minimum threshold
- CSU special admits (First-time Freshmen Only)
  - Allows admissions of students not meeting CSU eligibility criteria
    - Special concerns students (EOP, Guardian, Athletics)

# Local Admissions Path



# Non-Local Admissions Path



# Things to Consider

- Change of majors
  - How to handle CSUF continuing students seeking major change/declaration
- Differential criteria by major versus single criterion for all majors
  - Does this create majors that are winners and losers?
- Do the impaction decisions override strategic planning decisions?
- How does this change student quality?
- Experiences students bring to campus
- Readmission of students (including disqualified students) who took semesters off/went elsewhere for a while or are now attempting to be readmitted