


California State University Fullerton



Master of Science in Biology Graduate Student Handbook

McCarthy Hall-282, 800 N. State College Blvd., Fullerton, CA 92831
T 657-278-3614 / F 657-278-3426 / <http://www.fullerton.edu/biology/grads>

Updated 1 Oct 2019

Graduate Student Handbook

Master of Science in Biology Program Department of Biological Science California State University Fullerton

Table of Contents

I. Information for New and Beginning Graduate Students	3
A. Introduction to the M.S. Program in Biology at CSU Fullerton	3
B. Frequently Asked Questions (FAQs)	7
C. Policy of Good Standing	15
D. M.S. in Biology Program Overview	16
E. Graduate Study Plan	17
F. Graduate Student Advising	19
II. Graduate Thesis Committee and Thesis Guidelines	22
A. Guidelines for the First Thesis Committee Meeting	23
B. Change of Adviser and Replacement/Addition of Committee Members ...	24
C. Guidelines for the Second Thesis Committee Meeting	24
D. Guidelines for the Thesis Defense and Public Presentation	27
1. Route A: Combined Public Presentation and Defense	27
2. Route B: Separation of Defense and Public Presentation	28
E. Final Steps toward the Degree and Projected Timeline	32
F. Checklists	33
G. Thesis Defense and Public Presentation Notice Form	36
H. GRAD700 Enrollment and Leave of Absence Policies	38

I. Information for New and Beginning Graduate Students

Master of Science in Biology at CSU Fullerton: Training Tomorrow's Scientists, Practitioners and Educators

This is an incredible time to be a biologist. Every day, new research discoveries are made, from the level of single molecules to whole ecosystems. A Master's degree in biology allows you to contribute to this research, to share this knowledge through teaching, or to apply it in public service or private industry. Many of our students use their M.S. as a stepping stone to doctoral or health professions programs. Others enter the workforce immediately in fields such as biotechnology, government service, environmental consulting and teaching. The CSU Fullerton M.S. in Biology degree is a rigorous, research-based program that can be completed in 2-3 years and that prepares you for a variety of careers in exciting and competitive fields.

Our program is distinctive in offering a strong, research-focused and thesis-based M.S. degree, with graduate students working closely with a faculty mentor from the first day of their entry into the program. Our diverse faculty conduct research at all levels of biological organization reflecting the five areas of study available within the program. The faculty is supported by grants and contracts from foundations and governmental agencies and with their students use state-of-the-art-equipment in their laboratories. For field research, the region has an incredible variety of accessible habitats including deserts, mountains, shrublands, wetlands, rocky coasts, kelp forests and offshore islands. The many academic institutions, biotechnology laboratories, consulting firms and government agencies in the area offer a rich intellectual and career environment for students engaged in M.S. research.

Admission Requirements

Applicants seeking admission to the M.S. Program in Biology must have: a B.S. or B.A. degree in biology or related field from an accredited college or university; a GPA of 3.0 in all biology or biology-related courses (e.g., biochemistry); and a GPA of 2.5 in the last 60 semester units of coursework, and in all supporting coursework in chemistry, physics and mathematics. Students must submit the scores of one of the following: Graduate Record Examination (GRE) General test, Medical College Admission Test (MCAT), or Dental Admission Test (DAT). No absolute score is required for admission, but scores are used in the evaluation procedure. Applicants must also submit 2 letters of recommendation from professors, job supervisors, or other individuals familiar with the applicant's skills and qualifications for graduate-level work. **To be admitted into the program, a student must be accepted by a full-time member of the graduate faculty in Biology who agrees to serve as the student's thesis adviser.** For more information, visit our website at www.fullerton.edu/biology/grads.

Degree Requirements

The Graduate Study Plan (GSP) for the M.S. in Biology includes 30 units of committee-approved graduate work; at least one-half of the total units must be at the 500-level. All GSPs must include the following:

- BIOL500A and BIOL500B Professional Aspects of Biology (2 units)
- BIOL580D Biology Colloquium (1 unit)
- BIOL598 Thesis (1-6 units; typically 6)
- BIOL599 Independent Graduate Research (1-6 units)

At least two graduate seminars (BIOL505T, BIOL517T, BIOL520T)

At least 9 units of elective coursework (400-500 level) in their research area

In addition, the student must complete a thesis covering a research problem that is acceptable to the adviser and thesis committee, a final oral defense of the thesis, and a public presentation of the thesis research.

Faculty Research Areas

1. Ecology and Evolutionary Biology

This M.S. degree area allows students to gain experience in the research methods used to study the evolution and ecology of organisms found in terrestrial, freshwater and coastal ecosystems. Research is conducted on individual organisms, populations, communities and ecosystems, using statistical modeling, modern laboratory facilities and cutting-edge technologies and approaches in both the laboratory and field. Faculty members offer courses and active research experiences in taxonomy and phylogeny, vertebrate and invertebrate ecology, evolutionary ecology, biogeography, behavioral ecology, plant ecology, and conservation biology. Much of this research is conducted in the diverse natural environments of southern California, including research on threatened and endangered species and human impacts on these environments.

Graduate faculty in ecology and evolutionary biology: Joel Abraham, Jennifer Burnaford, Joshua Der, Douglas Eernisse, William Hoese, Darren Sandquist, Jochen Schenk, Parvin Shahrestani, Paul Stapp, Sean Walker, Ryan Walter.

2. Marine Biology

This M.S. degree area is designed to provide students with contemporary research skills and expertise in the study of marine organisms and ecosystems. Research in this area ranges from studies of the physiological and behavioral studies of individual organisms, to the phylogeography and evolution of marine taxa, to the conservation and management of coastal habitats and communities. In addition to our state-of-the art laboratory facilities, including an on-site saltwater aquarium system, students take advantage of the proximity of coastal marine habitats, ranging from wetlands and estuaries, rocky intertidal reefs, sandy shores, kelp forests, and soft-bottom systems to human-made harbors. Access to laboratory space in Los Angeles Harbor and use of several ocean-going vessels are provided through our affiliation with the CSU Ocean Studies Institute and the Southern California Marine Institute, which in turn provides opportunities for use of laboratory and living space at the University of Southern California's Wrigley Institute for Environmental Studies on Santa Catalina Island.

Graduate faculty in marine biology: Jennifer Burnaford, Kathryn Dickson, Douglas Eernisse, Kristy Forsgren, Misty Paig-Tran, Danielle Zacherl.

3. Cell and Developmental Biology

This M.S. degree area provides students with the opportunity to study animal and plant development, microbiology, cell signaling pathways, cytoskeleton dynamics, fertilization processes, cancer biology, stem cell biology, and neurobiology. Research is conducted at the level of the individual organism and at the cellular and molecular level. Campus facilities include modern laboratories with state-of-the-art instrumentation, in addition to facilities for animal and plant growth, mammalian tissue culture, and several types of microscopy, including confocal and

both transmission and scanning electron microscopy. Most faculty members in this area participate in the Center for Applied Biotechnology Studies.

Graduate faculty in cell and developmental biology: Katie Brennan, Merri Lynn Casem, Esther Chen, Math Cuajungco, Kathryn Dickson, Alison Miyamoto, Nilay Patel.

4. Molecular Biology and Biotechnology

This M.S. degree area is designed for students seeking to develop skills and expertise to conduct molecular research using cutting-edge technologies to solve basic research problems relevant to genetics, medicine, agriculture and the environment. Emphasis is placed on molecular research in prokaryotic and eukaryotic organisms under the close guidance of a faculty mentor. Research areas include: environmental microbiology, bacterial virulence, pathogenesis, regulation of gene expression, plant environmental stress, and genetic recombination using the latest techniques in molecular biology, bioinformatics, gene manipulation and biotechnology. Most faculty members in this area participate in the Center for Applied Biotechnology Studies.

Graduate faculty in molecular biology and biotechnology: Esther Chen, Amybeth Cohen, Math Cuajungco, Joshua Der, Veronica Jimenez Ortiz, Hope Johnson, Nikolas Nikolaidis, Nilay Patel, Maria Soledad Ramirez, Melanie Sacco, Parvin Shahrestani, Marcelo Tolmasky, Ryan Walter.

5. Biology Pedagogy Research

This M.S. degree area is designed to produce graduates with an interdisciplinary background in biology and pedagogical research. Our students gain advanced expertise in a biological discipline as well as in educational theory and research methodologies. Graduates of our program are broadly trained in teaching and research processes and go on to Ph.D. programs or careers as community college instructors or K-12 teachers.

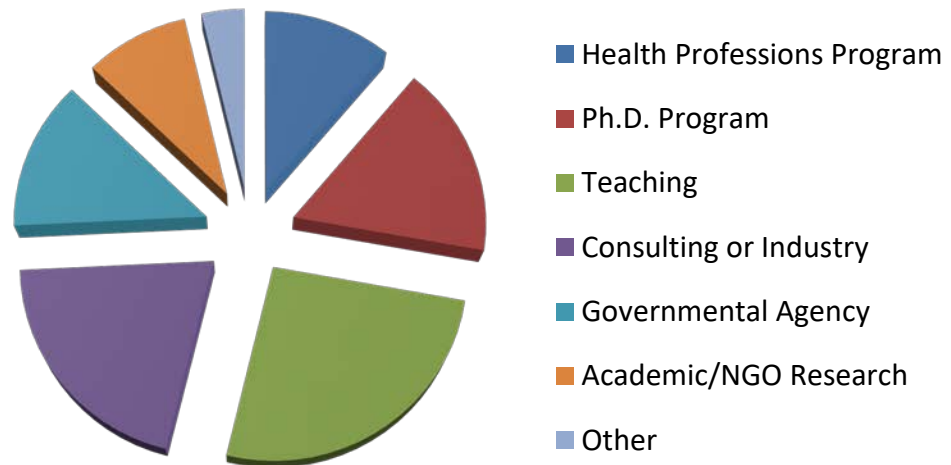
Graduate faculty in biology pedagogy research: Joel Abraham, Merri Lynn Casem, William Hoese, Sean Walker.

Financial Support

The Department of Biological Science offers teaching associate and graduate assistant positions to virtually all of our graduate students. Grant-supported research assistantships may also be available. These positions and assistantships provide a basic salary that helps to meet the costs of a graduate education. In addition, a number of small scholarships are available each year. Non-resident tuition and fee waivers may be available for some out-of-state and foreign students. For additional information about financial aid, contact the Office of Financial Aid at (657) 278-3125 or www.fullerton.edu/financialaid/.

Careers of Recent M.S. Biology Alumni

Most of our M.S. graduates enter Ph.D. or health-professional programs, become primary or secondary teachers or college instructors, or take positions in industry, consulting or governmental agencies. [See diagram below.]



For More Information

To learn more about our Master of Science in Biology Program, contact the Biology Graduate Program Adviser by email at biogradadv@fullerton.edu or by calling the Biology department office at (657) 278-3614. You are also welcome to visit our department located in McCarthy Hall (MH) 282, or to write to: Biology Graduate Program Adviser, Department of Biological Science, California State University, Fullerton, 800 North State College Blvd., Fullerton, CA 92834-6850. The program's website is www.fullerton.edu/biology/grads/.

B. Frequently Asked Questions (FAQs)

- **How do I get keys?**
- **Will I have office space and a desk?**
- **How do I get work-related mail?**
- **Do I have an email account?**
- **How do I make photocopies and send faxes?**
- **Who are the primary departmental support staff and what are their roles in the department that pertain to graduate students?**
- **What other common resources and facilities are available in the department for graduate students?**
- **I was accepted into the graduate program with conditions. What does this mean?**
- **I've been awarded a teaching associate (TA) position. What is involved?**
- **What is BIOL500A/B?**
- **What is BIOL580D and why is it required?**
- **What are variable unit courses (BIOL580/599/598) and how do I sign up for them?**
- **How many units should I take each semester?**
- **What funds are available to support my research?**
- **I heard that I need laboratory safety training to teach and work in a lab. How do I do this?**
- **I would like to use a departmental vehicle for my field research. How do I do this?**
- **My research will likely involve live, vertebrate animals or human subjects. Are there special policies and guidelines that I should know about?**
- **What library resources are available?**
- **What is the Biology Graduate Student Club (BGSC)?**
- **What other departments, offices and organizations should I know about?**

How do I get keys?

Within a week of arriving on campus, ask your thesis adviser (or teaching supervisor) to submit a request for keys for you. This is done by completing a key request form located in the wall file near MH-282A. Normally, you will be assigned a key to the outside door to the building (MH and/or DBH), a key to the department office, and key(s) to your research lab and office space. TAs may also be given keys to teaching labs. The form must be signed by a faculty member and submitted to Karen Lau. You pick up your keys at University Police Department.

Will I have office space and a desk?

Many faculty members provide desk and work space for students in their research labs. All teaching associates will have access to a desk, e.g. in the Biol Teaching Associates Office MH-328, where they can hold office hours with their students. TAs are expected to maintain this room in a clean and orderly fashion. If you are not a TA, desk space may be available elsewhere; ask your adviser or the Department Administrative Coordinator.

How do I get work-related mail?

Graduate students will usually have a mailbox in the Biology department office (MH-282). Mailboxes are organized into full-time faculty, staff, part-time faculty and graduate students, by the color of the name tag. Graduate students are further divided into TAs, GAs and students without department positions. Mail is delivered and picked up once a day, usually between 8-9 a.m. Off-campus mail must have a department mailing label and be placed in the blue mailbag. On-campus/intercampus mail is placed in manila envelopes in the wooden slot. Departmental mailing labels, envelopes and letterhead should be used for official departmental business only.

Will I have a university email account?

All registered students will have a student email account on the university server (@csu.fullerton.edu) which will be assigned to you. **You should set it up as soon as possible and must use this email account for all university-related business.** In addition, TAs will be given an employee account to be used primarily for teaching/employment-related correspondence (you will lose this account when you are not a TA or GA). The university has a wireless network that can be accessed via your student or TA account. Information on accessing the wireless network is available at <http://www.fullerton.edu/it/services/Networks/faq/wireless.asp>.

How do I make photocopies and send faxes?

There are 2 photocopiers in MH-282. They are primarily dedicated to supporting teaching, office administration and faculty research, and require entry of a 4-digit code. TAs may be given a code for the courses they teach. Graduate students can make copies for their own personal/research purposes (ask Doreen for the cost per page). Doreen can assign you an account and access code, but the balance must be paid each semester.

The photocopier in MH-282E is also a FAX machine and scanner. You can send personal faxes but must record all the information in the log (burgundy binder) near the machine, including the account to which the FAX should be billed. Personal faxes are billed at a rate of \$1 per page. Instructions for using the fax machine are in the front of the burgundy binder.

Who are the primary departmental support staff and what are their roles in the department that pertain to graduate students?

Biology Graduate Adviser (biogradadv@fullerton.edu)

- not staff, but a full-time faculty member who coordinates the M.S. in Biology
- may change between semesters; check in the department office
- often teaches BIOL500A/B; signs many departmental forms

Karen Lau (MH-282; X2461, klau@fullerton.edu)

- serves as Department Administrative Coordinator
- along with Biology Graduate Adviser, coordinates graduate program
- handles Graduate Student Advising forms for registration
- handles Thesis Committee Meeting requests and Thesis Defenses-Presentations
- hires and schedules GAs, ISAs, TAs and part-time lecturers
- handles Human Resources and academic-related issues
- serves as the Department Technology Coordinator (for all email accounts)
- handles IT related issues
- handles work orders for any/all biology facilities

Doreen Camacho (MH-282; X4234, docamacho@fullerton.edu)

- handles incoming graduate applications
- processes key requests
- processes Volunteer Appointments
- organizes undergraduate advising
- receives completed forms related to lab safety and academic field trips
- oversees use and checkout of departmental vehicles and driver's training
- assists with travel forms

Marlene Diaz (MH-282; X4227, marlene.diaz@fullerton.edu)

- schedules Biological Science rooms, e.g. MH-282A, MH-289
- schedules teaching evaluations
- processes Student Assistant appointments
- orders textbooks
- responsible for correspondence and postings of department seminars
- oversees make-up exams
- maintains inventory and office supplies

Dayna Melton (MH-377; X2780, dmelton@fullerton.edu)

- oversees operations of Stockroom, including purchasing supplies
- oversees budget and dispersion of state funds, including departmental research funds awarded to students

Michele Garden (MH-310; X5543, mgarden@fullerton.edu)

- Instructional Support Technician for non-majors general biology lab, BIOL101L

Dawn Hendricks (MH-310; X2703, dhendricks@fullerton.edu)

- Instructional Support Technician for BIOL152, BIOL254L

Trung Nguyen (MH-319A; X2460, trnguyen@fullerton.edu)

- IT support for classroom and research laboratory computers

Vincent Nguyen (MH-354A; X4096, vknguyen@fullerton.edu)

- Instructional Support Technician for BIOL202, 253L, 302, 431, and 438

Irene Ecarma-Robinson (MH-354A; X2130, iecarma@fullerton.edu)

- Instructional Support Technician for BIOL151, 191B, 362 and 424

Aaron Daveler (MH-003A); X2463, adaveler@fullerton.edu)

- maintenance and repair of department equipment
- helps design and build research tools and equipment
- serves as the Department Safety Coordinator

Ed Read (Greenhouse Complex; X2766, eread@fullerton.edu)

- manages operations and maintenance of department greenhouse
- provides plants used in some courses

Steve Karl (MH-013; X2565, skarl@fullerton.edu)

- *supervises use of confocal, electron and fluorescence microscopes*
- *repairs and maintains teaching and research microscopes*
- *assists with set-up of physiology labs*

John Chappell (MH-513A; X5388, jchappell@fullerton.edu)

- *oversees all laboratory animal care and use, including use of animal rooms*
- *responsible for vertebrate and marine animals used in courses*
- *serves on university Institutional Animal Care and Use Committee*

What other common resources and facilities are available for graduate students?

Office supplies (MH-282 locked cabinets; available to TAs/GAs)

Ice machines (located in MH-385, MH-638, and DBH-161A)

Dry ice and liquid N (DBH-172; contact Elaine Mina in Chemistry X3509)

Autoclaves (MH-385, DBH-143; contact your adviser, Aaron, Irene or Vincent for use)

Poster Printing Room (MH-385A; contact Karen Lau for access)

Stockroom (MH-377; Dayna Melton)

Greenhouse Complex

Greenhouse Facilities (contact Ed Read)

Marine Storage Shed (contact Dr. Danielle Zacherl)

Storage containers for field gear

Herbarium (MH-229; contact Dr. Jochen Schenk)

Vertebrate and Invertebrate Teaching Collections (MH-207 complex; MH-237; contact Dr. Paul Stapp)

Conference Room (MH-282A; contact Department Office Staff to schedule)

Computer Laboratory (MH-289; contact Department Office Staff to schedule)

Numerous Animal Rooms and Facilities in MH and DBH (contact John Chappell)

I was accepted into the graduate program with conditions. What does this mean?

Many of our students enter the program lacking one or more of the key requirements for admission in the program. Sometimes scores on the GRE or a comparable exam are considered too low or suggest problems with writing. In other cases, a student's GPA is low or he/she is missing coursework that is deemed by the evaluation committee to be important preparatory work for entry into the program. In such cases, the Biology Graduate Program Adviser will indicate these conditions on the acceptance letter and describe what must be done to remove them. Conditions must be removed within 1 or, at most, 2 semesters of entry into the program and must be removed for a student to attain "classified" standing. It is the student's responsibility to know their conditions and take the steps necessary to meet them. Failure to meet these conditions in the specified time period may result in a hold being placed on your registration, administrative probation and ultimately disqualification from the program.

I've been awarded a teaching associate position. What is involved?

Teaching and graduate assistantships (TAs, GAs) are available to continuing students who have met their conditions of admission and are qualified to work in courses for which assistants are needed. When you applied for admission, you were asked to list some of the courses that you were interested in teaching. The department makes every attempt to have TAs and GAs work in their area of specialty or in non-majors courses such as BIOL101L/BIOL101. TAs are assigned to lab courses based on the needs of the department, requests by full-time faculty, and the

requests of TAs. If there is a course you would like to teach and you are qualified, contact Karen Lau to see if there are any openings, and request the course when you receive the survey towards the end of the semester. Note that your thesis adviser will have to approve your teaching assignment each semester to help you ensure that your overall workload, including research responsibilities, is not too heavy.

Expectations of TAs and GAs vary among courses and instructors. Many courses have written statements of expectations, including specific policies for participating in lectures, grading, handling student issues, etc. Most courses with large enrollments have mandatory weekly TA/GA prep meetings, and have lab coordinators (staff), with whom you will sometimes work closely to prepare for lab.

What is BIOL500A/B?

BIOL500A and BIOL500B (Professional Aspects of Biology) are 2 courses taught back-to-back, usually on Mondays, that serve several important functions. First, it introduces new students to the department and its policies pertaining to graduate students. Second, it is the primary mechanism by which students develop their Graduate Study Plan (GSP; a list of courses that the student will take during their program, which must be approved at the end of BIOL500A/B to attain “classified” standing) and their Research Proposal. Third, it helps students develop professional skills, including using library resources, writing research proposals, and giving oral and poster presentations (it also meets the university writing requirement). Finally, it helps students forge peer relationships that they can depend on throughout their program.

New M.S. students enroll in BIOL500A and BIOL500B in their first or second semester on campus, usually as specified in their acceptance letter. Note that a maximum of 13 units taken prior to being “classified”, i.e., prior to successful completion of BIOL500A/B, can be counted toward your Study Plan, so students must complete BIOL500A/B as soon as possible.

What is BIOL580D and why is it required?

All students in the M.S. Program in Biology must pass, with a grade of B or better, 1 unit of BIOL580D Biology Colloquium once during their program. Students attend weekly seminars, with topics ranging widely from biochemistry, cellular and molecular biology, to evolution, ecosystem science and conservation biology. They are required to write short synopses and read scholarly papers related to a subset of the seminars they attend. Students are expected to take BIOL580D early in their program, when they would benefit most from exposure to the diverse and multidisciplinary nature of biology, and will help them develop a sense of departmental citizenship and collegiality. They should also attend department seminars when they are not enrolled in BIOL580D. Note that BIOL580D is not the same as BIOL580.

What are variable-unit courses (BIOL580/598/599) and how do I sign up for them?

Most graduate students enroll in one or more of the variable-unit courses each semester that they are taking classes or doing research. These courses allow students to earn credit for work related to your graduate studies and allow your thesis adviser and the department to get credit for the time and effort that they dedicate to you each semester. Enrollment in at least one of the variable-unit courses (usually BIOL599) is required to work in a lab and to use a departmental vehicle for research purposes. It also makes students eligible for departmental research funds. BIOL580 is used by many faculty members to give credit for a student's participation in lab and individual meetings, library-based research or writing, or presentation of a paper or poster at a

scientific meeting. Students can only count a maximum of 1 unit of BIOL580 on their Study Plans, which must be graded using the traditional scale (A-F). Many students take BIOL580 every semester and, except for the 1 unit that they may have on their Study Plans, BIOL580 should be taken Credit/No Credit (CR/NC). BIOL598 Thesis is intended to be taken by students during the completion of their theses, after the 1st Committee Meeting and during their final semesters in the program.

You must meet with your adviser on two occasions each semester to discuss which courses to take and for how many units. Before you can enroll online, you must first complete a Graduate Student Advising Form (salmon-colored) available in the department office, which must be signed by the thesis adviser and the Biology Graduate Adviser (Phase I advising). You will then be given a permit to enroll online, which will remove your advising hold. If you plan to take 400-level courses, you should be advised and register as early as possible because these courses may fill up quickly with undergraduates.

For BIOL598 and 599, you will meet with your adviser a second time (Phase II), prior to the start of the semester. For both courses, you must complete an outline of goals and plans for work to be done during the upcoming semester, which will be signed by you, your adviser and the Biology Graduate Adviser (this will be used to determine your grade). Be sure to use the correct sections and course numbers associated with your thesis adviser. See the section on Graduate Student Advising (pp. 19-21) for advice and procedures.

IMPORTANT: You cannot enroll in more units of BIOL598 than are on your Study Plan and cannot enroll in more than 6 units of BIOL598 during your graduate program. Students also cannot take more than a total of 8 units of BIOL580 and 12 units of BIOL599 during their program. Consider these limits carefully when planning your coursework each semester.

How many units should I take each semester?

The number of units you take will be determined in consultation with your thesis adviser and is based on your Study Plan and the type and amount of work you are doing toward your research. The minimum number of units you must take to maintain continuous enrollment is 1 unit.

When you have completed all of the units listed on your Study Plan; successfully completed your research and your 1st and 2nd committee meetings; have applied for graduation; and have only to complete your thesis and defense, you may enroll in GRAD(Graduate Studies)700 through Extended Education (see pp. 36-37 for procedures). This option is designed to allow students who have left campus to maintain continuous enrollment status without paying full fees. Students enrolled in GRAD700 in this way have no university benefits except library privileges, and usually are not eligible for TA positions or other departmental support. Enrollment in GRAD700 must be approved by your thesis adviser and the Biology Graduate Adviser.

What funds are available to support my research?

Your thesis adviser and the more senior graduate students in your lab and the department will be the best sources of information on grants, scholarships and other funding opportunities available to support research in your discipline. Websites of the Office of Financial Aid and the College of Natural Sciences and Mathematics provide information on scholarships and aid programs at the college and university level. Most applications are due in early Spring semester. **Note that if you**

qualify and plan to apply for U.S. Federal Financial Aid, you should submit your completed FAFSA by 1 March for priority access to both grants and loans for the coming year.

In most semesters, the department often makes available limited funds (\$150-200) to support student research. Requests for short proposals for these funds are solicited in the middle of the semester from the Biology Graduate Adviser. Awarded funds are administered by Dayna Melton.

The College of Natural Sciences and Mathematics InterClub Council (ICC; see the NSM website) coordinates the allocation of student body-generated funds (ASI) for graduate student travel, especially to present papers at scientific meetings. ASI also awards small grants (up to \$450) to students that can be used for research supplies; applications are due in Fall semester. Contact one of the Biology Graduate Student Club (BGSC) officers for more information on how to apply.

I heard that I need laboratory safety training to teach and work in a lab. How do I do this?

All students working in laboratories or in the field, and all teaching associates, are required to attend a laboratory safety training course taught by Environmental Health and Instructional Safety. New students who are TAs will usually receive this training during Orientation. Other sessions are held during the semester. Look for poster announcements or contact EHIS (X8673) for dates of other training sessions.

I would like to use a departmental vehicle for my field research. How do I do this?

The department has specific policies and procedures regarding the use of its departmental vehicles, and for taking field trips, which includes independent research conducted by graduate students. These procedures are outlined in 2 separate documents that are available on the departmental website:

- Policy on Departmental Vehicle Use*
- Guidelines and Procedures for Academic Field Trips*

To drive a vehicle on university business, you must be a state employee (TA or GA) or registered as a Volunteer. You also must have all the necessary paperwork (several forms) on file with Michele Garden. To use your own vehicle on state business, you must also complete an Authorization to Use Private Vehicle Form. If you plan to drive unsupervised, e.g. for your research, you must also be enrolled in BIOL599. Additional forms are required for course-related field trips. If you plan to travel for research or course field trips often, you should complete the necessary paperwork with Michele as soon as possible upon arriving on campus. See those documents for more information.

Departmental vehicles are reserved by signing them out in the Stockroom (we hope to move to an electronic calendar sign-out soon). You must be approved as a driver to use a vehicle. You must give your contact information and list your and your thesis adviser's name on the sign-out sheet. Be sure you read and understand the policies regarding reserving and using the vehicles.

My research likely involves live vertebrate animals or human subjects. Are there special policies and guidelines that I should know about?

If your M.S. thesis research involves human participants or live, vertebrate animals, you must obtain the proper approval for their use based on federal regulations and University policy. Before conducting the research, the project must have received approval from the Institutional

Review Board (IRB) for human participants or the Institutional Animal Care and Use Committee (IACUC) for live, vertebrate animals. Both require online training through CITI. If you plan to use human participants or animal subjects in your research, first check with your thesis adviser to find out if he or she has already received approval for your work. If not, you can find valuable information the IRB or IACUC application process and the forms you will need at <http://www.fullerton.edu/doresearch/compliance/>.

What library resources are available?

The Pollak Library has a wide range of academic journals, many of which are available online (see the library website: <http://library.fullerton.edu/>). There also are a variety of searchable databases through the library, as well as the ILIAD and LINK+ inter-library loan programs for borrowing materials from other institutions. To make photocopies at the library, you must purchase a copy card and use their temperamental copy machines. Copies are also more expensive than in the departmental office. Anyone with a CSUF Faculty/Staff ID can check out journals for 24 hours; this is done at the Periodicals Desk on the 2nd floor. Faculty can also authorize, by proxy, students who are not faculty/staff to check out journals by completing a “proxy authorization form” available from the Circulation Desk on the 1st floor.

What is the Biology Graduate Student Club (BGSC)?

The Biology Graduate Student Club is a student organization that serves graduate students in the Department of Biological Science by hosting seminar speakers, coordinating social events, running the snack shop in MH-280, and increasing communication between students and other members of the department. Contact one of the officers for more information about the club, events, and how to become involved.

What other departments, offices and organizations should I know about?

*Graduate Studies Office (<http://www.fullerton.edu/graduate/>; X2618)
Office of Financial Aid (<http://www.fullerton.edu/financialaid/>; X3125)
Titan Research Gateway (<http://www.fullerton.edu/doresearch/>; X2106)
Auxiliary Services Corporation (<http://www.fullerton.edu/asc/>; X3415)
Office of Environmental Health and Safety (<https://ehs.fullerton.edu/>; X2733)
College of Natural Sciences and Mathematics (<http://www.fullerton.edu/nsm/>; X2638)
Titan Student Union/Associated Students of CSUF, Incorporated (<https://asi.fullerton.edu/>)
Student Wellness (including CAPS, <https://www.fullerton.edu/studentwellness/>; X2800)
Dean of Students (<http://www.fullerton.edu/deanofstudents/>; X3211)*

C. Policy of Good Standing

Graduate students must remain in good standing throughout their M.S. degree program. To be in good standing, a graduate student must:

1. Be in compliance with the “Graduate Academic Standards” listed in the University Catalog. Requirements include:
 - a. Maintaining a grade-point average of at least 3.0 (B) in coursework on the Graduate Study Plan (GSP) and in all 400- and 500-level courses attempted as a grad student. A student also must earn a minimum grade of C (2.0) in each course on the GSP.
 - b. Repeating a course in which an unsatisfactory grade (less than C) was received no more than once.
 - c. Making timely progress in completing the coursework portion of the GSP within 5 years (up to 7 years if a petition to the Graduate Studies Office is approved), starting with the earliest course listed on the GSP. After this time limit, courses on the GSP may become outdated and the student will have to either replace outdated courses with new ones or petition to validate outdated courses (a maximum of 9 units can be validated; the petition form is available from Graduate Studies Office).
 - d. Maintaining continuous enrollment except by approved Leave of Absence.
 - e. Demonstrating a level of professional competence commensurate with the standards of Biological Science in all teaching and research activities (also see 2d below).
 - f. Not engaging in behaviors that violate the “Student Conduct Code” as defined in the Catalog. Issues of academic integrity particular to graduate students can be found on the Dean of Students webpage
http://www.fullerton.edu/integrity/_resources/pdfs/A%20Guide%20for%20Graduate%20Students.pdf
2. Be in compliance with the standards of the Master of Biology Program (these may be more restrictive than University policies). Requirements include:
 - a. Satisfying the conditions for admission to the M.S. Program.
 - b. Achieving classified status (by submitting a signed Graduate Study Plan to the Graduate Studies Office) within 2 semesters of entering the program.
 - c. Completing the graduate writing requirement (by earning a grade of B or better in BIOL500A and B) within 2 semesters of entering the program.
 - d. Maintaining a productive working relationship with a thesis adviser, which may include, but is not limited to: communicating in a timely and effective manner; responding constructively and promptly to feedback; actively participating in individual and research-group meetings; adhering to institutional safety, security, and ethical protocols and standards; following sound procedures for record-keeping and data management; maintaining lab/field materials and equipment in good working order and with minimal waste of resources; and, importantly, making timely progress on a research project that is satisfactory to the thesis adviser and thesis committee.

If a student fails to maintain the standards in items 1 and 2, the Biology Graduate Program Adviser will recommend that the Graduate Studies Office place the student on Academic and/or Administrative-Academic Probation, which could lead to disqualification from the program (see <http://www.fullerton.edu/graduate/currentstudents/policies/academicstandards.php> for policies and procedures). Students on probation must meet with the Biology Graduate Program Adviser before being allowed to register for classes the following semester.

D. M.S. in Biology Program Overview

Although each student's degree program will be different, there are several key milestones shared by all students in the M.S. in Biology Program. The following pages describe the process of completing a **Graduate Study Plan (GSP)**, which is the list of courses to be taken. Completion of the GSP is required to attain "**classified**" standing. This will be accomplished as part of the requirements of **BIOL500A/B** during the first or second semester in residence. In these courses, you will also develop a draft of your **Research Proposal**, which will be the framework for your thesis research. You will have at least 2 **Thesis Committee Meetings**, where your thesis committee will approve your research plan and discuss your progress. Your degree program will culminate in your preparing a **written Thesis**, having an **oral Thesis Defense** before your adviser and committee, and giving a public **Oral Presentation** on your thesis research. The entire process can be finished in ~2 years, but most students take longer, often because they underestimate the time required to complete a research project and write a thesis. **It is your responsibility to maintain steady progress on research, including holding committee meetings, to keep track of coursework requirements on your GSP, and to remain in Good Standing in both the program and university.**

The timeline below is an approximate guide to meeting these milestones, based on deadlines in the Thesis Committee and Thesis Guidelines sections below. Another timeline (pp. 29-30) lays out the final steps toward completing the degree. The timeline below is anchored on the semester you take BIOL500A/B because of the key events associated with those courses. The plan here describes a student who matriculates in Fall semester and takes BIOL500A/B in his/her first term; students who take BIOL500A/B in their 2nd semester would adjust their plan accordingly.

<u>Term</u>	<u>Event</u>	<u>Outcomes</u>
Semester 1	BIOL500A/B	Study Plan, Research Proposal, Thesis Committee identified, "classified" status
Semester 2	1 st Thesis Committee Meeting	Research
<i>Summer 1</i>		<i>Research</i>
Semester 3		Research
Semester 4*	2 nd Thesis Committee Meeting	Research/ Data Analysis/ Thesis Writing
<i>Summer 2</i>		<i>Research/ Data Analysis/ Thesis Writing</i>
Semester 5	Thesis Defense and Presentation	Degree program completed
Semester 6*		

***To make timely progress, you should hold your 1st Committee Meeting during the semester following BIOL500A/B or shortly thereafter. To avoid being placed on Administrative-Academic Probation, you MUST have your 1st Committee Meeting no later than your 4th semester in residence and your 2nd Committee Meeting by your 6th semester.**


E. Graduate Study Plan

Guidelines and Procedures: You must prepare a Graduate Study Plan (GSP) during BIOL500A/B and submit the form for approval before 13 units of coursework have been completed (see form on next page). Fill in the GREEN draft form, obtain the signature of their thesis adviser, and submit it to the instructor of BIOL500A/B for approval. List the 3 (or more) members of your thesis committee on the form (*be sure that they have agreed to serve on your committee before listing them on the form*). Their signatures will be required on the final copy to be submitted to the Graduate Studies Office. Submit the approved copy to the Department Administrative Coordinator, who will prepare the official document (on white paper) and circulate it among your committee members. When you have completed all conditions of admission (e.g. coursework, GRE scores), the Graduate Program Adviser signs the final GSP and then sends it to the Graduate Studies Office. Once the Graduate Studies Office reviews and approves the GSP, you become a “classified” graduate student. You may not graduate from a CSUF Master’s degree program unless classified standing has been achieved. Once you have achieved Classified Standing, the GSP becomes your “contract” for completion of the MS Biology degree. You cannot arbitrarily change courses (or terms) listed on your GSP (or contract). If any changes are necessary, a Request to Change Study Plan and approvals are required. See Karen Lau for assistance.

Checklist for completion of the Graduate Study Plan:

- ✓ Have you decided on your GSP courses after careful consultation with your thesis adviser, including consideration of when courses will be offered?
- ✓ Does your GSP list the courses that best prepare you for your thesis research and professional development?
- ✓ Do you have a total of 30 units, of which at least half (15) are at the 500-level?
- ✓ Does your GSP include BIOL500A and 500B, which collectively meet the Graduate Writing Requirement?
- ✓ Have you listed at least 2 seminar courses, e.g. BIOL505T, 517T, or 520T (6 units)? Additional seminar courses can be used to meet the 30-unit requirement.
- ✓ Have you listed BIOL580D Biology Colloquium, which is usually taken during your 1st year? No more than 1 unit of BIOL580 (as an elective) may be listed on your GSP.
- ✓ Did you list some BIOL598 and 599 units without exceeding the maximum number of units allowed (6 each) for these 2 courses? [Note: You **cannot** enroll in more than the number of units of BIOL598 listed on your GSP during your time as a graduate student at CSUF. You may enroll in a maximum of 8 units of BIOL580 and 12 units of BIOL599 during your entire program. Only units (and grades) listed on your GSP will be counted toward your degree.]

Note: Your GSP will list any conditions of acceptance that must be met before you can be “classified” (these were indicated on your acceptance letter). It is your responsibility to monitor and meet these conditions by the deadlines listed (usually within 2 semesters of admission), and to keep your thesis adviser and committee informed of the status of these conditions.



CALIFORNIA STATE UNIVERSITY, FULLERTON

Department of Biological Science
College of Natural Sciences & Mathematics
McCarthy Hall-282
800 N. State College Blvd., Fullerton, CA 92831 / T 657-278-3614 / F 657-278-3426 / <http://biology.fullerton.edu>

Study Plan

Master of Science in Biology

Name _____ CWID _____ Date _____
 Address _____ Home Phone _____
 _____ ZIP _____ Work Phone _____
 E-mail Address _____

The following preclassification requirements have been met:

1. BA BS Other from _____ Month/Year _____
2. An undergraduate major in Biology OR
 Related area at California State University, Fullerton or other accredited institution.
 Related Major: _____
3. Minimum GPA of 3.0 in Biology courses and 2.5 in undergraduate supporting courses (Chemistry, Math, Physics) OR
 Deficiency(ies) removed by meeting the Condition(s) of Admission as specified in the acceptance letter: _____
4. Acceptance by a thesis adviser.
5. Satisfactory scores (a) GRE : V _____ Q _____ A _____ OR (b) MCAT _____ OR (c) DAT _____
6. Two letters of recommendation.
7. Writing Requirement has been met by Biology 500A,B.
 Signed _____ Date _____

 Biology Graduate Program Adviser

ALL STATE AND UNIVERSITY REQUIREMENTS ARE TO BE MET INCLUDING FIVE-YEAR LIMIT

Study Plan Requirements	Units	Grade	Sem/Yr	Comments
REQUIRED COURSES:				
BIOL 500A, B Professional Aspects of Biology	1,1			
BIOL 580D Biology Colloquium	1			
GRADUATE SEMINARS (6 units)				
400/500 level courses (minimum of 9 units; maximum 1 units of BIOL 580)				
BIOL 598 THESIS				
(1-6 units)	()			
BIOL 599 INDEPENDENT GRAD RESEARCH				
(1-6 units)	()			
TOTAL UNITS REQUIRED	30			(Minimum one-half 500-level)

CLASSIFIED STANDING recommended by committee (prerequisites met and Study Plan approved):
 Faculty Thesis Adviser _____ Date _____
 Members _____
 Biology Graduate Program Adviser _____ Date _____
 Reviewed in Graduate Office by _____ Date _____
 CLASSIFIED GRADUATE STANDING _____ Date _____
 _____ Associate Vice President, Academic Programs

PC 3/4/10 Rec'd Graduate Studies Office: Copies Sent:

F. Graduate Student Advising

Students in the MS Biology program work closely with faculty mentors to tailor their coursework and research plans to meet their individual goals and interests. Although our program emphasizes research, students must plan their coursework carefully to complete their degree in a timely manner. Because the department has few graduate (500)-level courses, graduate students typically fulfill their elective requirements with 400-level undergraduate courses, many of which are offered sporadically or tend to fill quickly. In addition, there are limits in the number of variable-unit courses that students can take, and these units should be taken in a logical order that reflects the student's progress toward the degree and their completion of important milestones. Therefore, thesis advisers must help graduate students plan their coursework each semester, based on their Graduate Study Plans and the pattern of biology course offerings.

Graduate student advising takes place in two phases, meaning that advisers are required to meet with their students at least twice each semester:

Phase I takes place at the time of undergraduate advising (mid-semester) and is necessary so that graduate students can enroll in courses that might fill quickly with undergraduates. ALL students, including those who are planning to take only variable-unit 500-level courses, should register during the regular registration period for at least one course. For such students, this might logically be BIOL580, which will allow you to be hired as a teaching associate or graduate assistant (assignments are made during the brief periods between semesters). Phase I advising is done using the salmon-colored form available in the department office or online on the MS Biology website (www.fullerton.edu/grads/current.php). Students will need to bring a copy of their GSP, unofficial transcripts, and dates of completion of thesis committee meetings to their advising meeting.

Phase II occurs during the one to two weeks before a new semester begins and is used for students to enroll in research (BIOL599) or thesis (BIOL598) units. Students must summarize their progress on their thesis project and then meet with their advisers to set goals and plan the work to be done in the upcoming semester. These goals and plans must be detailed because they will serve as the basis for the grade that the student will earn. The timing of Phase II advising is important because students should have made progress on their thesis project over intersession or summer, i.e., since the previous advising session, and this progress must be summarized so that it can serve as the basis for the work in the upcoming semester.

For Phase II advising, students must download and complete the BIOL598_599 Request Form, a Word document available on the MS Biology website (www.fullerton.edu/grads/current.php), providing as much detail as possible. Students should then email the form to their adviser before the meeting so that they can review it together and make changes. For BIOL599, the attached Lab/Field Safety form must also be completed. A signed hard copy must be submitted to Karen no later than the first week of classes so that she can issue a permit to register. It is the students' responsibility to ensure that this is done and avoid late fees.

Tips for semester advising

The minimum course load to maintain continuous enrollment is 1 unit for resident students and 6 units for International Students. A student's course load is determined solely by his/her programmatic needs (research, coursework) to make progress toward the degree, NOT by other matters such as financial aid, insurance, scholarships, etc.

Students must enroll in at least 1 unit of BIOL599 to work in the lab/field on research, drive state vehicles, etc. BIOL580 is usually used for library research projects, participation in meetings, presentations, etc. Except for the 1 unit of 580 that might be approved on their GSP (which must have a letter grade), students should take BIOL580 using the CR/NC grading option.

Students cannot take more than 3 units of BIOL580, BIOL598 or BIOL599 in any semester. Except under exceptional circumstances requiring documentation and prior approval, students should not take more than 1 unit of BIOL580 in a semester. Students cannot ever enroll in more BIOL598 units than what is listed on their GSP (never more than 6 units during entire program). Students cannot take more than 8 units of BIOL580 and 12 units of BIOL599 during their entire program, so consider how these units will be distributed if it is expected that a student will take longer than 2 years to finish. This limit can be appealed for extraordinary circumstances.

Thesis units are intended to reflect data analysis and writing of the thesis and, in principle, should be the last units that a student takes in his/her program. Students should not enroll in BIOL598 units until after they have passed their 1st Committee Meeting, and should not complete their final thesis units until after they have completed their 2nd Committee Meeting. Students should be given RP grades for BIOL598 until the thesis defense has been passed and the thesis has been submitted. All RP grades must be changed to letter grades upon graduation. The 2nd Committee Meeting and thesis defense should not be held in the same semester.

Units of BIOL598 and BIOL599 units should be taken in increments that will add up to the numbers on the approved GSP. If a student takes more units of BIOL599 than are listed, usually the last units taken will be counted on the Study Plan.

If a student has completed all of their GSP units, all of their research, and passed both Committee Meetings, she/he may be eligible to enroll in GRAD700 through UEE (see p. 38). This course allows the student to maintain continuous enrollment but at a much reduced cost. Students have reduced access to campus resources and cannot work in the field/lab on their thesis research, but at present they can be hired by the Biology department to work as a TA or GA. The GRAD700 request form is available in the Biology office (purple sheet).

Students can request a Leave of Absence for up to 2 semesters, although this does not stop the clock for meeting program milestones. See p. 38.

If a student does not complete all program requirements within 5 years, he/she must submit a request to extend their position in the program for up to an additional 2 years.

Students should NOT plan to defend their theses during intersession or summer, when faculty are often off campus. Students must consult with their thesis adviser and committee in advance of planning a summer graduation date and must petition for approval to do so.

Below is a possible schedule for a MS Biology student. It is intended only as a guide. Students should aim to complete their BIOL598 units at the very end of their program, but not before they have passed or scheduled their 2nd Committee Meeting.

Schedule of hypothetical MS Biology student		
<i>This student lists 6 units of BIOL598 and BIOL599 on GSP</i>		
Year	Course	Units
Yr1	BIOL500A/B	2
	BIOL580D	1
	Grad Seminar1	3
	Elective1	3
	Elective2	3
	BIOL580	2
	BIOL599	2 *should complete 1st Committee Meeting before Yr2
		16
Yr2	Grad Seminar2	3
	Elective3	3
	BIOL580	2
	BIOL599	4
	BIOL598	2 *could take 6 units of 598 here to finish in 2 yr but must complete 2nd Committee Meeting
		14
Yr3	BIOL580	2
	BIOL599	4
	BIOL598	4 *adjust units of 598 to make 6 units if not taken in Yr2
		10
Yr4	BIOL580	1
	BIOL599	1 *or take remaining units of 598 if not taken in Yr2 or Yr3
	GRAD700	*assumes eligible for GRAD700 in Semester 2
		2
Total Units		42 *students on Financial Aid can take a max. of 45 units
<i>At any time after all GSP coursework, research, and committee meetings are complete, the student should consider enrolling in GRAD700 through UEE to reduce tuition/fees</i>		

II. Graduate Thesis Committee and Thesis Guidelines

(effective Fall 2005; approved 5/20/05; last revised 5/24/2019)

A. Guidelines for the First Thesis Committee Meeting

The **purpose** of the First Committee Meeting is for the student to present and discuss his/her proposal for the thesis research project, and to obtain agreement from the committee that it is a reasonable thesis project to pursue. The meeting should be designed to ensure the soundness and feasibility of the thesis research design and ideally will provide the opportunity for the student to make necessary changes in the direction of the research in its early stages. It also is an opportunity for the committee to outline the expectations for completion of the thesis project and the student's degree program.

The **outcome** of the meeting will be approval of the proposal as presented or committee recommendations for modifications, which, if substantive, may require an additional committee meeting.

It is expected that the First Committee Meeting will occur in the semester after the student has completed BIOL500A/B (Professional Aspects of Biology), or shortly thereafter. This is important because the thesis committee must formally approve the research plan, outlined in the proposal, before work on the project can begin. Barring unforeseen circumstances, the student must have his/her first meeting no later than the end of the fourth semester, or risk being placed on administrative academic probation and disqualified from the MS program.

1. Selecting your Thesis Committee and Preparing for the First Committee Meeting:

The student shall have selected his/her committee members in consultation with the thesis adviser and obtained consent of the committee members to serve. The committee shall consist of the thesis adviser who is a member of the graduate faculty in Biology, plus a minimum of 2 additional CSUF faculty members, at least 1 of which must be a full-time faculty member in the Department of Biological Science. Additional committee members (usually only 1) can be added at the adviser's discretion. This member may be external to the Department or University.

Normally, the student will have successfully completed BIOL500A/B, will have an approved Graduate Study Plan (GSP), and the thesis proposal and oral presentation produced in BIOL500A/B will have been revised and expanded. The thesis proposal prepared for the first committee meeting will follow BIOL500A/B proposal guidelines.

The student must obtain permission from his/her adviser before scheduling the first committee meeting. A copy of the adviser-approved thesis proposal should be given to all committee members **2 weeks** before the first committee meeting.

The student will prepare an oral presentation (~15-30 minutes) and review this presentation with the thesis adviser prior to the meeting. It is expected that each committee member will critically read the thesis proposal prior to the meeting. If a committee member finds major problems with the proposal, he/she should attempt to discuss these with the adviser and student before the meeting.

The student is responsible for scheduling the meeting (place and time) by completing the Thesis Committee Meeting Request form and submitting it to Karen Lau, the Department Administrative Coordinator. **The meeting should be scheduled for 2-3 hours to give the committee ample time to ask questions about the project.** The adviser will guide the student in how to prepare for the meeting. There is no expectation that the student will provide refreshments for the committee.

2. The First Committee Meeting:

The meeting will begin with an oral presentation (~15-30 minutes) on the proposed research by the student. Questions from the committee will focus on the proposed research, experimental design, and the conceptual background relevant to the thesis project. The student should be able to establish that the project is feasible and that he/she is prepared to undertake the project successfully.

The committee members also will review the GSP and, if necessary, suggest changes.

The first committee meeting should usually not last more than 2 hours. It will conclude with an agreement between the adviser, committee members, and student regarding the proposal, determined by consensus of the committee. The outcome and committee recommendations will be recorded on the appropriate form. The possible outcomes are:

- a. Project approval by committee (the proposal represents an appropriate and feasible/realistic project to obtain a M.S. thesis);
- b. Project approval by committee with modifications of the thesis proposal, not requiring a second meeting; or
- c. Substantive modifications of thesis proposal requiring an additional committee meeting.

The thesis adviser will (a) summarize the recommendations of the committee on the form and return the form to the Biology Department Administrative Coordinator who will record the outcome and place the form in the student's file; (b) discuss with the student the recommendations of the committee and how to implement them; and (c) ensure that the student has an action plan for completing the research.

3. After the First Committee Meeting:

Once the proposal is approved by the committee, the thesis adviser will monitor the student's progress to ensure satisfactory progress towards the degree and help solve any problems encountered. If substantive modifications were required at the first committee meeting (see outcome c above), the adviser should ensure that the student makes them in a timely fashion so that a revised proposal can be presented to the committee for approval.

If, after consultation with the thesis adviser, the student and adviser decide that the proposed thesis project is not feasible, modifications to the project will have to be made. Depending on

the magnitude of the changes, they should be discussed with committee members and/or the student must schedule another committee meeting to present and discuss the new project.

B. Change of Adviser and Replacement/Addition of Committee Members

If a student wishes to change his/her thesis adviser or committee members, the student should first discuss this with the thesis adviser. If there is an irresolvable conflict, the student also should discuss the situation with the Biology Graduate Adviser. If a student decides to change advisers, he/she must (a) find a new adviser who agrees to serve and (b) repeat the procedures for the first committee meeting. The Biology Graduate Adviser (or his/her designee) will serve as the student's interim adviser and assist the student in identifying a new adviser. A memo from the Graduate Adviser noting the change in adviser should be added to the student's file. If a student cannot find a new adviser within one academic semester (summer not included) after changing advisers, the student will be subject to removal from the graduate program.

If a committee member is to be added or replaced by another after the first committee meeting, the student shall first obtain the thesis adviser's approval of the need for addition or replacement and then the adviser's approval of the new committee member. The student shall first ensure that any committee member to be replaced is notified and then obtain consent from the new committee member to serve. The new committee member should then be supplied with a copy of the approved thesis proposal. The student should either meet with the committee member to discuss the proposed thesis research or convene another committee meeting depending on the wishes of the new committee member.

For any changes to the composition of the thesis committee, the Study Plan must be revised and the revised form must be signed by the thesis adviser and Biology Graduate Adviser (form is available from the Administrative Coordinator). A copy of the revised Study Plan will be placed in the student's file and sent to the Graduate Studies Office.

C. Guidelines for the Second Thesis Committee Meeting

The **purpose** of the second committee meeting is for the student to present the data gathered and progress made for the thesis project to date, and to obtain agreement from the committee (1) that research plans for the remaining parts of the project are appropriate and feasible, and (2) for an approximate timeline for finishing and defending the thesis. The meeting will provide the opportunity for the student to make necessary changes and will be an opportunity for the committee to outline the expectations for the completion and oral defense of the written thesis.

The **outcome** of the meeting will be approval of the progress report, thesis research plan, and approximate timeline as presented, or committee recommendations for modifications. If major modifications are recommended, or if research progress has been insufficient as determined by the consensus of the committee, then an additional committee meeting may be required with the same purpose as that of the second committee meeting.

It is expected that the second committee meeting will occur by the 3rd semester after the student has completed BIOL500A/B. Barring unforeseen circumstances, it is expected that the student will have his/her second committee meeting prior to the end of the 6th semester after

entering the program. If a student does not complete this requirement, he/she risks being placed on administrative probation and may be disqualified from the M.S. program after 1 semester on probation. Because of the amount of time required for data analysis and thesis writing (see Timeline in Part E. below), the second committee meeting should not occur in the same semester as the thesis defense, or late in the spring semester if a summer thesis defense is planned.

1. Preparing for the Second Committee Meeting:

The student shall obtain permission from his/her adviser before scheduling the second committee meeting.

Normally, the student will have made substantial progress with the research plan agreed upon during the previous committee meeting and will have collected a substantial amount of data. The student will prepare a thesis progress report of at least 2 pages in length plus appended data tables or figures as appropriate. This progress report should include a brief review of the conceptual background, hypotheses and rationale, experimental design, materials and methods, and results to date. The student should also prepare an expected timeline for completion of the thesis research. A copy of the adviser-approved thesis progress report and timeline for completion should be given to all committee members **2 weeks** before the meeting.

The student will prepare an oral presentation (~15-30 minute) focusing on the data collected to date and will review this presentation with the thesis adviser prior to the meeting. It is expected that each committee member will critically read the thesis progress report prior to the meeting. If a committee member finds major problems with the thesis progress report, he/she should attempt to discuss these with the adviser and student before the meeting.

The student is responsible for scheduling the meeting (place and time). The meeting should be scheduled for 2-3 hours. There is no expectation that the student will provide refreshments for the committee.

2. The Second Committee Meeting:

The meeting should begin with an oral presentation (~15-30 minute) by the student on the research that has been completed to date and the plan to complete the thesis project. Questions from the committee should focus on the research progress, methods, and data analysis. The student should review the research progress that has been made and be able to discuss plans for the remaining research and data analysis.

The committee members will review the timeline for finishing the degree, progress made on the research and GSP and, if necessary, suggest changes to be made.

The committee will outline the expectations for the completion of the thesis project, oral defense of the written thesis, and the public presentation, and will discuss the format and potential subject areas for the oral defense. The area of concentration for the thesis defense will be identified. This will focus on the area of the thesis research but also will encompass related subject matter.

The second committee meeting should usually not last more than 2 hours. It will conclude with an agreement between the adviser, committee members, and student regarding the remaining research plan and approximate timeline for finishing the thesis, determined by consensus of the committee. The outcome and committee recommendations will be recorded on the appropriate form. **The possible outcomes are:**

- a. Approval by the committee of the thesis project and plans for the project's completion, including the projected timeline;
- b. Approval by the committee of the thesis project and the plans for its completion with minor modifications (including a revision of the timeline), but not requiring an additional committee meeting; or
- c. Substantive modifications of the thesis research plan requiring additional and substantial data gathering or major modifications in methods of data analysis. Such modifications will require a revision of the plan for completion, including the projected timeline, and an additional committee meeting.

The thesis adviser will (a) summarize the recommendations of the committee on the form and return the form to the Department Administrative Coordinator who will record the outcome and place the form in the student's file; (b) discuss with the student the recommendations of the committee and how to implement them; and (c) ensure that the student has an action plan for completing the research, including a timeline for completion.

3. After the Second Committee Meeting:

Once the research plan and timeline have been approved by the committee, the thesis adviser will monitor the student's work to ensure satisfactory progress towards the degree and help solve any problems encountered. If modifications in the research plan were required at the second committee meeting, the Adviser should ensure that the student makes them in a timely fashion.

If, after consultation with the thesis adviser, the student and adviser decide that the research plan that was approved at the second committee meeting is not feasible, modifications in the project and/or in the timeline will have to be made. Depending on the magnitude of the changes, they should be discussed with the committee and/or the student must schedule another committee meeting to present and discuss the modifications to the project and/or the timeline.

Assuming that the student has made good progress toward his/her degree, the student should officially file for a Graduation Check (forms available at Admissions and Records LH-114). This must be completed several months in advance of the expected graduation date (usually early January for spring or summer graduation; early August for winter).

D. Guidelines for the Thesis Defense and Public Presentation

The **purpose** of the thesis defense and the public presentation is for the student to demonstrate his/her competency on the subject matter of the thesis and to fulfill university requirements for a culminating experience for the M.S. degree. University requirements specify that each graduate program is to include a final evaluation or culminating experience that marks the end of the program. In Biology, the culminating experience consists of the following:

- a. Completion of a research thesis acceptable to the adviser and committee;
- b. Satisfactory performance on an oral examination commonly known as the **thesis defense**; and
- c. A public oral presentation of the thesis.

At this time, the student should check to ensure that he/she has officially filed for the expected date of graduation (submitted graduation check paperwork) and that his/her GSP is complete and no outstanding grades (e.g., SP, RP, or I) remain. Students are strongly encouraged to download and be familiar with the Thesis Manual from the Graduate Studies Office website http://www.fullerton.edu/graduate/current_students/thesis.php to follow the advice and guidelines for formatting the thesis. This will save time and work for the Graduate Reader.

Preparing for the Thesis Defense:

By the second committee meeting, the student and his/her committee will have identified area of concentrations that will serve as the basis for the thesis defense. These areas will be centered on the thesis research, but also will encompass related subject matter as determined by the thesis committee. The student should discuss how to prepare for the defense and the public presentation with his/her adviser. It is especially important that the student prepare for the thesis defense so that he/she can demonstrate the extent of his/her knowledge and understanding of the area of concentration.

There will be 2 routes (A and B) for completing the Thesis Defense and Public Presentation. The route selected will be at the discretion of the adviser, in consultation with the student. Regardless of the route chosen, **it is the responsibility of the student to submit an electronic copy of the completed Thesis Defense and Oral Presentation Notice Form (p. 34), with the title of the defense and the scheduled date, time and location, to the Department Administrative Coordinator at least 10 working days prior to the date of the defense or presentation.** An electronic copy of this form is available from the Coordinator.

1. Route A: Combined Public Presentation and Defense

The student will work with his/her adviser to produce a complete and nearly final draft of the thesis. This final draft is to contain all sections of the thesis and is to be prepared according to university thesis guidelines (see Graduate Thesis Regulations Student Handbook, available in the Graduate Studies Office). Once a complete final draft is nearly finished, the student should arrange with his/her adviser and committee to schedule the thesis defense. A 3- to 4-hour time

block should be scheduled for the public presentation (1 hour) and defense (2-3 hours in duration).

Students should realize that producing a complete and nearly final draft of the thesis is a very time-consuming process, involving multiple drafts (see Section E below). Hence, students should plan well in advance and allocate sufficient time to complete this important phase of the graduate program. Different advisers will have different standards for determining whether a thesis draft is of sufficient quality to be nearly final and ready to be passed on to the student's thesis committee. Each student should work closely with his/her thesis adviser to ensure that these standards are met.

For Route A, the student will ordinarily first make a **public presentation**, field questions from the audience, and then undergo questioning by the thesis committee on the thesis and the area of concentration during the thesis defense examination. **All thesis defenses are to be scheduled during the normal course of the Fall and Spring semesters.** Students should realize that the deadline for submitting the final copy of the completed thesis to the Graduate Studies Office comes early in the semester. **Extraordinary circumstances** might dictate the need for the presentation and defense to take place during intersession or the summer. Scheduling during these periods is at the complete discretion of the adviser and thesis committee members, and **students should not expect to complete this final step in the thesis process during intersession or summer.**

Once the presentation and defense are scheduled, the student should provide his/her committee members with an adviser-approved, complete, nearly final draft of the thesis **2 weeks** prior to the presentation/defense date. The student should then use the 2 weeks prior to the defense to study and prepare for the public presentation and the defense of the area of concentration.

Route A - Public Presentation:

The public presentation is to take place only when the thesis is considered to be complete and in nearly final form. Ordinarily, this means that each committee member will have had the opportunity to review at least one earlier draft of the thesis prior to the near-final draft that is to be distributed to the committee **2 weeks** prior to the defense. The student should be sure to work closely with any committee member who identified significant issues during review of earlier thesis drafts while developing the final thesis copy. **The expectation is that the completed thesis will either be ready to be signed off on by the adviser and committee members prior to or shortly after the presentation/defense.** Hence, the student will have very little time to respond to comments and suggestions for revision from committee members following the presentation/defense. This will ordinarily require that the student is able to dedicate much of his/her time during the days following the presentation/defense to produce a final acceptable copy of the thesis. The expectation is that any revisions suggested by committee members following the presentation/defense will be minor.

The public presentation is to be scheduled for 1 hour, although the length of the presentation may vary. The expected duration of the presentation is 30 to 45 minutes. Following the presentation, members of the audience will be provided the opportunity to ask questions about the thesis work. The thesis presentation should be geared for a more general audience but should contain the complete substance of the thesis work. The adviser and all committee members are expected to

attend the public presentation. There is no expectation that the student will provide refreshments for the presentation.

Route A - Thesis Defense:

The thesis defense is normally to take place immediately following the public presentation. Because the public presentation has occurred, ordinarily the student will not be asked to make a second presentation at the defense; whether a presentation is to be made at the thesis defense will be at the adviser's discretion.

Students will be asked questions during the defense mostly about topics related to the thesis and the agreed upon area of concentration. Questions on topics outside these areas, however, are not inappropriate, although it is understood that the student may be less well prepared in areas other than those targeted for the defense.

The expected time for the defense is 2-3 hours, although some defenses may either end prior to 3 hours or exceed this time limit at the discretion of the adviser and the committee members. There is no expectation that the student will provide refreshments for the defense.

Route A - Outcomes of the Presentation and Thesis Defense:

Satisfactory performance on the presentation and thesis defense will be determined by consensus by the adviser and committee members. The criterion for deeming the performance satisfactory will be that the student demonstrated adequate expertise in the area of concentration and all relevant facets of the thesis research and was able to make a clear public presentation of his/her thesis work.

If the performance on the presentation or the defense is determined to be unsatisfactory, the student will be given the opportunity to repeat whichever activity was found to be deficient. If the student should fail to make a satisfactory public presentation or perform unsatisfactorily on the thesis defense examination a second time, he/she will be placed on administrative academic probation and disqualified from the program (i.e., he/she will not be allowed to complete the degree). Students will have the opportunity to petition the Biology Graduate Advancement Committee for the opportunity to complete the presentation or defense a third and final time.

The thesis adviser will complete a goldenrod form, signed by each committee member, indicating the outcomes of the presentation and the thesis defense. The form will be returned to the Biology Department Administrative Coordinator who will record the outcomes and place the form in the student's file. Satisfactory performance indicates that the student is ready to finalize the thesis. If the student performance on the presentation or defense is deemed to be unsatisfactory, this will be noted and a tentative timeline will be decided within which the student should repeat these activities. The adviser and committee members will inform the student of identified deficiencies in his/her presentation or defense performance. These deficiencies are to be summarized by the adviser and recorded on the form.

2. Route B: Separation of Defense and Public Presentation

The student will work with his/her adviser to produce a complete, nearly final draft of the thesis. This draft is to be prepared according to university thesis guidelines; it must include all thesis sections, although the acknowledgements section, table of contents, and lists of tables and figures are not required at this stage. Once a complete draft is nearly finished, the student should arrange with his/her adviser and committee to schedule the thesis defense. A 3-hour time block should be scheduled for the defense, which should be 2-3 hours in duration.

Students should realize that producing a complete and nearly final draft of the thesis is a very time-consuming process, involving multiple drafts (see Section E below). Hence, students should plan well in advance and allocate sufficient time to complete this important phase of the graduate program. Different advisers will have different standards for determining whether a thesis draft is of sufficient quality to be nearly final and ready to be passed on to the student's thesis committee. Each student should work closely with his/her thesis adviser to ensure that these standards are met.

All thesis defenses are to be scheduled during the normal course of the Fall and Spring semesters. Students should realize that the deadline for submitting the completed thesis to the Graduate Office comes early in the semester. **Extraordinary circumstances** might dictate the need for the defense (and presentation) to take place during intersession or the summer. Scheduling during these periods is at the complete discretion of the adviser and committee members, and **students should not expect to complete the thesis process during intersession or summer.**

Once the defense is scheduled, the student should provide his/her committee members with an adviser-approved, nearly final draft of the thesis **2 weeks** prior to the defense date. The student should then use the 2 weeks prior to the defense to study and prepare for the defense of the area of concentration.

Route B - Thesis Defense:

The thesis defense is to take place prior to the public presentation. Under all but the most extraordinary of circumstances, there should be a least 1 day between the defense and the public presentation (i.e., the defense could take place 1 day and the presentation on the next).

The defense is to begin with a presentation by the student, the length of which is to be determined by the adviser in consideration of the wishes of the committee. Because a longer public presentation of the thesis will follow at a later date, some defense presentations may be as short as 15 minutes; others may be as long as 45 minutes.

Students will be asked questions during the defense mostly about topics related to the thesis and the agreed upon area of concentration. Questions on topics outside these areas, however, are not inappropriate, although it is understood that the student may be less well prepared in areas other than those targeted for the defense.

The expected time for the defense is 3 hours, although some defenses may either end prior to 3 hours or exceed this time limit at the discretion of the adviser and the committee members. The adviser and committee members are to provide students with their comments on the written thesis draft either before or at the time of the thesis defense. Any serious deficiencies or issues should be clearly identified at this time.

There is no expectation that the student will provide refreshments for the defense.

Route B - Outcome of the Thesis Defense:

Satisfactory performance on the thesis defense will be determined by consensus by the adviser and committee members. The criterion for deeming the performance satisfactory will be that the student demonstrated adequate expertise in the area of concentration and all relevant facets of the thesis research.

If the performance on the defense is determined to be unsatisfactory, the student will be given the opportunity to repeat the defense, with a timeline decided by the thesis committee. If the student fails the defense a second time, he/she will be placed on administrative probation and disqualified from the program (i.e., he/she will not be allowed to complete the degree). Students will have the opportunity to petition the Biology Graduate Advancement Committee for the opportunity to take the defense a third time.

The thesis adviser will complete a goldenrod form indicating the outcome of the thesis defense, which will be signed by each committee member. The form will be returned to the Biology Department Administrative Coordinator who will record the outcome and place the form in the student's file. Satisfactory performance indicates that the student is ready to finalize the thesis and to schedule the public presentation. If the student performance on the presentation or defense is deemed to be unsatisfactory, this will be noted and a tentative timeline will be decided within which the student should repeat these activities. The adviser and committee members will inform the student of identified deficiencies in his/her defense performance. These deficiencies are to be summarized by the adviser and recorded on the form.

Route B - Public Presentation:

The public presentation should normally take place within 1 semester of the thesis defense and preferably no later than 3 weeks following the defense. The expectation is that the completed thesis will be signed by the adviser and committee members prior to the public presentation. Hence, the student will normally have only a short time between the defense and the public presentation to complete work on the thesis. This will ordinarily require that the student is able to dedicate much of his/her time during this period to producing a revised and acceptable copy of the thesis. **The revised thesis should be given to each committee member at least 3 days prior to the public presentation.** While developing the final thesis copy, the student should be sure to work closely with any committee member who identified significant issues during review of the thesis draft. This "final" copy of the thesis should be deemed acceptable by the adviser for meeting the requirements for the final thesis product. The expectation is that any revisions suggested by committee members at this reading will be minor.

The public presentation is to be scheduled for 1 hour, although the length of the presentation may vary. The expected duration of the presentation is 30 to 45 minutes and will be followed by questions from the audience. This presentation should be geared for a more general audience than the presentation at the thesis defense. **The adviser and all committee members are expected to attend the public presentation.** There is no expectation that the student will provide refreshments.

E. Final Steps Toward The Degree and Projected Timeline

Following a successful public presentation and thesis defense, the student should follow the procedures on the Graduate Studies Office website (<http://www.fullerton.edu/graduate/currentstudents/thesis.php>) for submitting her/his thesis to the Reader for review. When the committee approves of the final thesis (this may occur at the defense, public presentation, or when final comments have been addressed), the student must circulate the Thesis Verification Form (available on the website above) to committee members for their signatures. The signed form (wet signatures only) is delivered to the Graduate Studies Office. The student and adviser should discuss and complete the thesis embargo section. It is the student's responsibility to ensure that the thesis is completed by the deadline, with proper formatting, and that its contents are accurate.

The Reader will review the thesis for formatting and return it to the student to make any necessary corrections or revisions. These should be completed immediately and returned to the Reader. Lastly, the student should provide his/her thesis adviser and the Department Administrative Coordinator with an electronic pdf copy of the complete and signed thesis, which will be made available through the departmental website.

Projected Timeline for Final Stages

This timeline is provided so that students can be made fully aware of the time ordinarily required to complete the final steps of the graduate program. This timeline is applicable for either the Fall or Spring semester. It assumes that the student has already had his/her second committee meeting in the previous semester.

Prior to start of semester: The student should file an Application for a Graduation Check (forms available at Admissions and Records LH-114), which must be completed several months in advance of the expected graduation date (usually early January for spring or summer graduation; early August for winter graduation).

4th Week of the Semester – Student's final thesis draft is to be given to the thesis adviser. This draft will, of course, represent previous interchanges between the adviser and student. However, this final draft is to represent the complete thesis and should be in a near-final state from the student's perspective.

8th Week of the Semester – Final, adviser-approved thesis draft is to be circulated to the student's committee members. This draft is to represent what the student and his/her adviser believe to be a complete, near-final draft of the thesis. [NOTE: IF THIS

DEADLINE IS NOT MET, THE STUDENT'S GRADUATION SHOULD RE-SCHEDULED FOR THE FOLLOWING SEMESTER.]

10th Week of the Semester – The presentation and defense (Route A) or defense (Route B) should take place by this time. For students taking Route B, the defense might take place earlier in the semester pending the availability of a complete, adviser-approved final draft of the thesis for circulation to committee members. For Route B, once the defense has been successfully completed, the presentation may be given up to the 15th week of the semester.

12th Week of the Semester – The final, adviser-approved copy of the thesis should be circulated to committee members for signature.

13th Week of the Semester – A Word copy of the committee-approved thesis and the signed Thesis Verification Form is submitted to the Thesis Reader in the Graduate Studies Office by the published deadline.

16th Week of the Semester (finals week) – A pdf copy of the final thesis is to be sent via email to the thesis adviser and Department Administrative Coordinator (Karen Lau).

F. Checklists

1. First Committee Meeting

- a. Select Committee Members with Adviser consultation
- b. Develop the Study Plan with Adviser consultation
- c. Schedule the First Committee Meeting with Adviser's permission
- d. Submit a Revised (following BIOL500A/B), Adviser-approved Thesis Proposal to the Committee Members 2 weeks in advance of the scheduled Committee Meeting
- e. Prepare the Oral Presentation with Adviser Consultation
- f. Complete First Committee Meeting Form indicating meeting outcomes

2. Second Committee Meeting

- a. Schedule the Second Committee Meeting with Adviser's permission
- b. Submit a Written Thesis Progress Report, approved by the Thesis Adviser, to the Committee Members 2 weeks in advance of the scheduled Committee Meeting

- c. Prepare Oral Presentation with Adviser consultation
- d. Identify Area of Concentration for the Thesis Defense
- e. Select Route A or B for the Thesis Defense
- f. Complete Second Committee Meeting Form indicating meeting outcome

3. Thesis Defense and Public Presentation

ROUTE A: Thesis Defense and Public Presentation (same day as Thesis Defense)

- a. Check that a Graduation Check (with correct graduation date) has been filed
- b. Ensure that Study Plan is complete and any SP, RP, or I Grades are/will be changed
- c. Submit a draft of the Thesis to the Thesis Adviser
- d. Schedule the Thesis Defense and Public Presentation with Adviser's permission
- e. Submit a revised draft of the Thesis, approved by the Thesis Adviser, to Committee Members 2 Weeks in advance of the scheduled Defense and Presentation.
- f. Obtain comments from Committee Members on the revised Thesis draft
- g. Prepare for the Thesis Defense of the areas of concentration
- h. Prepare the Public Presentation with Adviser consultation
- i. Prepare a revised, final Thesis, approved by the Thesis Adviser, to Committee Members 3 days in advance of the Public Presentation
- j. Complete the Defense and Public Presentation
- k. Complete the Thesis Defense/Public Presentation Form, indicating outcome
- l. Secure Signatures of the Adviser and Thesis Committee Members on the Thesis

ROUTE B: Thesis Defense (prior to Public Presentation, which is held on a future date)

- a. Check that a Graduation Check (with correct graduation date) has been filed
- b. Ensure that Study Plan is complete and any SP, RP, or I Grades are/will be changed

- c. Schedule the Thesis Defense with Thesis Adviser's permission
- d. Submit a complete draft of the Thesis, approved by the Thesis Adviser, to the Committee Members 2 weeks in advance of the scheduled Thesis Defense
- e. Prepare for the Thesis Defense, including background reading in the areas of concentration and an oral presentation for the Thesis Defense, both with Thesis Adviser consultation
- f. Obtain comments from Committee Members on the Thesis draft
- g. Complete Defense and submit the Thesis Defense/Public Presentation Form, indicating outcome

Public Presentation (same semester as, preferably within 3 weeks of the Thesis Defense)

- h. Submit a revised, final draft of the Thesis to the Thesis Adviser
- i. Schedule the Public Presentation with Adviser's permission
- j. Submit a revised, final thesis, approved by the Thesis Adviser, to the Committee Members 3 days in advance of the presentation
- k. Secure signatures of the Adviser and Thesis Committee Members on the Thesis Verification Form
- l. Complete the Public Presentation
- m. Complete the Thesis Defense/Public Presentation Form indicating outcome

4. Submitting the final Thesis

- a. Submit committee-approved Thesis and signed Thesis Verification Form to the Graduate Studies Reader; sign up for ProQuest account
- b. Respond to formatting and other issues raised by the Reader
- c. Send electronic pdf copy to Thesis Adviser and Department Administrative Coordinator.

G. Thesis Defense and Public Presentation Notice Form

(Complete an electronic version of this form, available from Karen Lau via e-mail)

It is the student's responsibility to prepare for their Thesis Defense and Public Presentation. This process should begin at least 2 weeks in advance of the planned defense and presentation.

Below are the steps:

Step 1: send an email to Karen Lau, klau@fullerton.edu, to inform her of your plan for defense and presentation, include date/s and time/s.

Step 2: after she receives your email, you will receive the Thesis Defense and Public Presentation Notice Form.

Step 3: complete the form electronically and return it to Karen Lau, electronically. Also attach a one digital image of you or your study organism, study site, etc. that will be included on the printed and digital announcements. **The completed form and photograph MUST be submitted at least 10 days prior to the scheduled date(s).**

Step 4: Karen Lau will reserve a room for your Defense and Public Presentation and inform you via email.

Sample form on next page.

Thesis Defense-Presentation Notification Form

(Please request form and return completed form via email by contacting Karen Lau at klau@fullerton.edu)

You are expected to make your arrangements, i.e., determine day and time with your thesis committee and inquire about room availability. Please submit your completed Thesis Defense-Presentation Notification Form to Karen Lau, **10 business days prior to defense and/or presentation date**. This form must be typed and submitted via e-mail. **Please include a digital color photo of you or your study organism that is suitable for the public announcement.** All room reservations are tentative until this form is received and processed. Then reservations will be confirmed. The expected time for the defense is approximately 2-3 hours and the expected time for the presentation can be up to 1 hour. Room reservations are based on these expected timeframes.

The Department of Biological Science requires that an announcement of your thesis defense be distributed to the Biology full-time faculty a minimum of 5 business days prior to the date of your defense.

PLEASE COMPLETE INFORMATION BELOW:

Today's Date	
Full Name (include middle name, if applicable)	

Type of Defense (check one option):

Route A:	Public Presentation, followed immediately by Thesis Defense (not public) on the same day	<input type="checkbox"/>
Route B:	Thesis Defense (not open to public), followed by Public Presentation on a different day	<input type="checkbox"/>

Title of thesis, as it should appear, include caps, italics, etc.

<p>Route A</p> <table border="1" style="width: 100%; border-collapse: collapse;"> <tr><td style="height: 20px;">Date and Day</td></tr> <tr><td style="height: 20px;">Time of Defense</td></tr> <tr><td style="height: 20px;">Bldg / Room # (TBA by ofc)</td></tr> </table>	Date and Day	Time of Defense	Bldg / Room # (TBA by ofc)		<p>Route B, Part 1.</p> <table border="1" style="width: 100%; border-collapse: collapse;"> <tr><td style="height: 20px;">Date and Day</td></tr> <tr><td style="height: 20px;">Time of Defense</td></tr> <tr><td style="height: 20px;">Bldg / Room # (TBA by ofc)</td></tr> </table> <p>Route B, Part 2.</p> <table border="1" style="width: 100%; border-collapse: collapse;"> <tr><td style="height: 20px;">Day and Date</td></tr> <tr><td style="height: 20px;">Time of Presentation</td></tr> <tr><td style="height: 20px;">Bldg / Room # (TBA by ofc)</td></tr> </table>	Date and Day	Time of Defense	Bldg / Room # (TBA by ofc)	Day and Date	Time of Presentation	Bldg / Room # (TBA by ofc)
Date and Day											
Time of Defense											
Bldg / Room # (TBA by ofc)											
Date and Day											
Time of Defense											
Bldg / Room # (TBA by ofc)											
Day and Date											
Time of Presentation											
Bldg / Room # (TBA by ofc)											

Thesis Adviser	
Committee Member	
Committee Member	
Committee Member	

H. GRAD700 Enrollment and Leave of Absence Policies

(February 2000; revised 7/22/2016, 10/19/2017)

In addition to remaining in Good Standing (p. 15), graduate students must maintain continuous enrollment during their tenure in the Master's program at CSU Fullerton. This requirement means that, once a student is admitted to the Biology Department's graduate program, he/she cannot drop out for a semester without officially obtaining a leave of absence from the University. Students enroll through regular university registration procedures and pay listed graduate student fees while completing courses required for the Study Plan and while working on and completing their thesis.

GRAD700

A student may elect to enroll in GRAD700 through regular registration or through Extended Education when he/she is in the very final stages of producing his/her written thesis. This procedure allows the student to maintain continuous enrollment while completing the final phases of our graduate program. If enrollment in GRAD700 is through regular university registration procedures, the student will pay full fees and receive all student benefits. If, however, enrollment is through Extended Education (UEE), the student will pay a reduced fee and **receive no university benefits other than library privileges**. The principal advantage of enrolling in GRAD700 is financial because enrollment costs are less than those required for regular university registration. The Extended Education route is the most common form of GRAD700 enrollment by Biology graduate students.

NOTE: International students (on visas) who graduate in Summer terms are required to maintain continuous enrollment over the summer of their graduation. GRAD700 through UEE is one mechanism for doing this. Please contact the Office of International Education and Exchange for more information.

Considerations for Enrolling in GRAD700

Enrollment in GRAD700 is not automatic and requires both departmental and university approval. Moreover, enrollment in GRAD700 through Extended Education assumes that the student is no longer a user of departmental and university resources, including supplies, equipment, and services. **THIS MEANS THAT GRADUATE STUDENTS ENROLLED IN GRAD700 THROUGH EXTENDED EDUCATION ARE NOT ELIGIBLE TO RECEIVE DEPARTMENTAL SUPPORT FOR SUPPLIES, MATERIALS, AND SERVICES.**

Eligibility for GRAD700 Enrollment

Students are expected to understand fully the conditions required for GRAD700 enrollment before submitting the form for departmental approval. For students enrolling in GRAD700 through Extended Education, the student should consult the enrollment request form to determine if he/she is eligible. To be eligible for GRAD700 (through either regular university registration procedures or Extended Education), the following conditions must be met to obtain departmental approval:

1) **Study Plan.** Students must have received credit for all coursework required for the Study Plan including BIOL500A/B (meets Graduate Writing Requirement), and all BIOL580, 598, and 599 units. This means that letter grades must have been received for all courses except BIOL580, 598, and 599 for which RP grades may have been assigned. Incomplete grades given

for courses listed on the study plan should be completed before enrolling in GRAD700, but a student may request exemption from this requirement with the approval of his/her thesis adviser. NOTE: If a student has exceeded the time limit for graduation (5 or 7 years), he/she will need to validate outdated courses on their Study Plan or take additional courses to replace outdated ones. If a course on the Study Plan is no longer valid, the student can no longer qualify for GRAD700 enrollment until outdated courses are validated or replaced with new courses.

2) **Laboratory and Field Work.** All thesis laboratory or field work must be completed (i.e., the student is not collecting data in the lab or field in support of his/her thesis research) and the Second Committee meeting should be completed.

3) **Use of Facilities.** Access to departmental or university services and facilities (e.g., computers, lab equipment, field gear) is not required other than the use of library resources.

4) **Adviser Assistance.** Assistance from the student's thesis adviser and committee members has been reduced to levels required to produce the final version of the written thesis and to prepare for defense and public presentation.

5) **GA/TA/Student Assistant Employment.** The student cannot be employed in a work-study program, but he/she is eligible to be employed as a GA or TA for the department.

Enrollment Procedures

To enroll in GRAD700 through Extended Education, a graduate student must first get permission from her/his thesis adviser and the program by filing the **purple** GRAD700 Enrollment Request Form, which is available in the Biology department office. **A new form must be filed each semester.** No such form is required for enrollment in GRAD700 through regular university procedures (i.e., with full fee payment). To obtain departmental approval for enrollment in GRAD700 through Extended Education, the student must do the following:

1) **Adviser Approval.** Read the instructions on the front and back of the purple sheet. The student should complete the top Student Information (Part 1) and meet with his/her thesis adviser to review the checklist in Part 1 to determine eligibility. All questions on the checklist must be answered accurately with Y or N. The thesis adviser must indicate his/her approval of GRAD700 enrollment by the signing Part 2. Forms that are incomplete or not signed by both the student and thesis adviser will be returned.

2) **Verification of Eligibility by Biology Graduate Program Adviser.** Return the completed form to Karen Lau, who will review the responses on the cover sheet and forward it to the Biology Graduate Program Adviser for review and his/her signature.

3) **Online enrollment.** Upon receiving confirmation from the Biology M.S. program, the Graduate Studies Office will email the student via his/her CSUF email account to inform her/him that he/she is permitted to enroll in GRAD700 online and with instructions to pay the fee.

Because these routing procedures can take time, students should complete the enrollment forms well in advance of the posted deadline. This is particularly important for students working as TAs, GAs or ISAs, who must be confirmed as enrolled before they can be officially hired.

Leave of Absence (adapted from University Catalog)

Graduate degree or credential students may request a leave of absence for up to 1 year. Conditionally classified or classified graduate students qualify for a leave if they have completed at least 6 credit hours' work toward the degree in residence at Cal State Fullerton. Forms to request a leave of absence are available at the Admissions and Records information counter or in the Graduate Studies Office. **However, you should contact Karen Lau prior to applying for a leave so that she knows your plans and can advise you how to proceed.**

Any one of the following circumstances may be grounds for requesting a leave of absence:

- Illness or disability (permanent or temporary) or similar personal exigencies including pregnancy which make it impossible or inadvisable for a student to register for classes.
- Activities which enhance a student's professional career objectives.
- Active duty in the armed forces of the United States.
- Other reasons at the discretion of the Director of Graduate Studies.

After review by the Graduate Studies Office, a response is mailed to the student.

A first-time leave of absence of 1 semester only will normally be granted upon request for students who qualify and will not require an application for readmission to the university. Registration materials for the semester following the leave will be sent to the student.

Students requesting a subsequent leave or a leave longer than 1 semester are required to provide appropriate documentation (e.g., doctor's recommendation, verification of employment).

A leave granted to a degree objective student preserves the election of curriculum rights regarding catalog requirements. **However, leaves of absence do not change the time limits for completion of the degree.**