

2026  
COMMENCEMENT

# GRADUATE INFO SESSION

CONGRATS CLASS OF 2026!



# Commencement & Graduation: What's the Difference?

- Commencement is the ceremony that celebrates students who have or will soon graduate.
  - There is not a separate fee to participate in Commencement.
- Graduation means a student has completed all the requirements to earn a degree.





## Office of the Registrar: Graduation Unit

- Our office audits undergraduate student records after students are approved by their college.
- Our office awards degrees and order diplomas.
- Our office notifies students of “deficiencies” that may prevent graduation.

# Housekeeping Items For Graduation

- ❑ To graduate, students must:
  - ❑ Apply for graduation
  - ❑ Pay a graduation fee
  - ❑ Receive approval from their college department. (Summer 2026 graduates should check-in w/their department if they are not approved by March 27<sup>th</sup>, 2026).
- ❑ If students have incomplete grades, these need to be resolved by working with faculty.
- ❑ Final transfer transcripts with grades must be submitted by June 26<sup>th</sup>, 2026.
- ❑ It is important students check their CSUF email address, even after completing their final classes.







# Check Your Record



- Keep an eye on your TDA to make sure all requirements are met.
- Check your student homepage to make sure you are a candidate:



 **View Graduation Status**

**Program: Undergraduate Program**

**CSU Fullerton | Undergraduate**

Degree: Bachelor of Arts  
Major: Cinema and TV Arts 1MJ 1BA

Status: Candidate  
Expected Graduation Term: Spring 2026

- Contact your graduation specialist/ major or faculty advisor/ college student success center if you have any questions.

# Housekeeping Items For Diplomas

- Students can update their mailing address through their student homepage under their profile tile.
- Resolve all financial obligations.
- When will students receive their diplomas?
  - Spring 2026 graduates:  
Starting from week of July 20<sup>th</sup>
  - Summer 2026 graduates:  
Starting from week of September 14<sup>th</sup>



**DIPLOMA NAME  
VERIFICATION**



# **PARTICIPATION ELIGIBILITY**

## **Eligible Declared Graduation Terms For Commencement 2026**

### **Fall 2025 Semester**

- Undergraduate Degrees Application Deadline: August 31, 2025
- Graduate and Doctorate Degrees Application Deadline: September 8, 2025
- Deadline to pay fee: October 17, 2025

### **Spring 2026 Semester**

- Undergraduate Degrees Application Deadline: February 1, 2026
- Graduate and Doctorate Degrees Application Deadline: February 9, 2026
- Deadline to pay fee: February 20, 2026

### **Summer 2026 Session**

- Undergraduate Degrees Application Deadline: March 8, 2026
- Graduate and Doctorate Degrees Application Deadline: March 9, 2026
- Deadline to pay fee: March 20, 2026

# REGALIA/STOLES/CORDS/MEDALLIONS/ATTIRE



- Purchase Regalia at Titan Shops (in-person & online)
- Basic regalia (cap, gown, and tassel) is required.
- Stoles are available for purchase at Titan Shops.
- Cords are available through your college or club.
- Latin Honors Medallions are available through your college. Contact your college coordinator for information.
- We recommend you wear light comfortable clothing under your regalia.
- Wear comfortable shoes: You will be standing for a long period of time and walking on varying surfaces that are uneven and steep to get to your seats. High heels are not recommended.

# ACADEMIC REGALIA SUPPORT

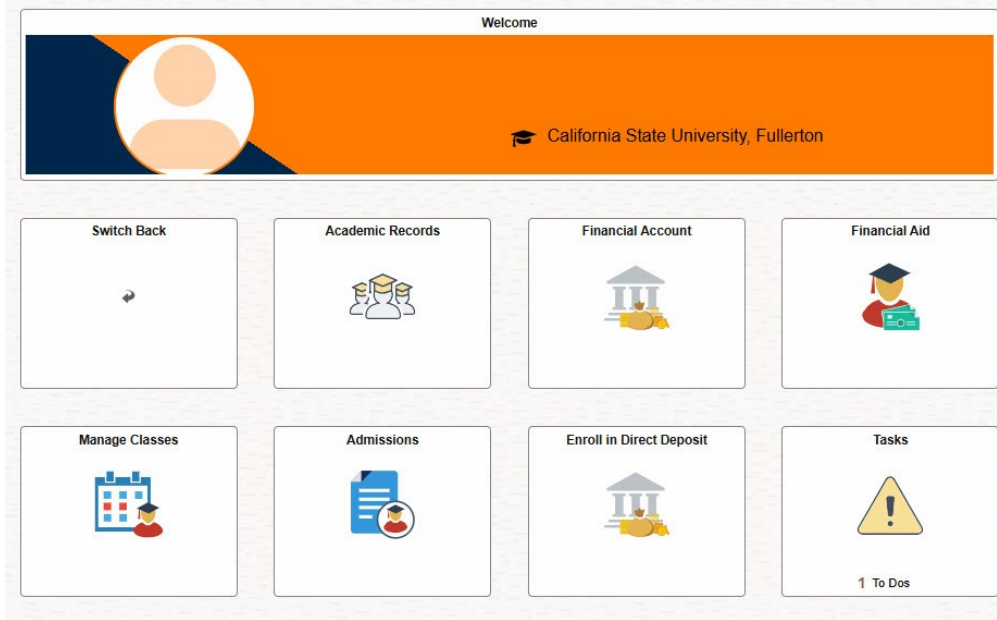


- Graduating students who experience a current or recent unanticipated hardship can submit a Basic Needs Services Academic Regalia Request for the opportunity to receive regalia at no cost.

More information at QR code!



# COMMENCEMENT REGISTRATION ON YOUR TO DO LIST ON YOUR PORTAL



- Candidates for graduation in fall 2025, spring or summer 2026 will have a to do list item in their task button to register for commencement. Once you have registered (yes or no) the item will disappear within 72 hours.

## To Do List

		1 row
		↑↓
Commencement Registration	Initiated	>

### Task Details

**Commencement Registration**

Opens April 1-19 via your student portal. Verify/Edit your name, verify your degree and major, enter post-graduation information, and download your tickets.

For more detailed information, [click here](#).



# REGISTER APRIL 1<sup>st</sup>!

...

Register through your student portal with Tassel. Registration for all graduates opens on graduates on **April 1**. You must register by **Sunday, April 19!**

Your registration will create a unique Stage Pass QR code that will be used to trigger name announcement as you walk across the stage.

**No registrations will be accepted after the deadline**

Register your Commencement participation [via your student portal by 4/19.](#)

Please make sure your name is accurately recorded. This recording will be used to properly pronounce your name as you cross the stage.

**Your registration must be completed by April 19, 2026 at midnight.**

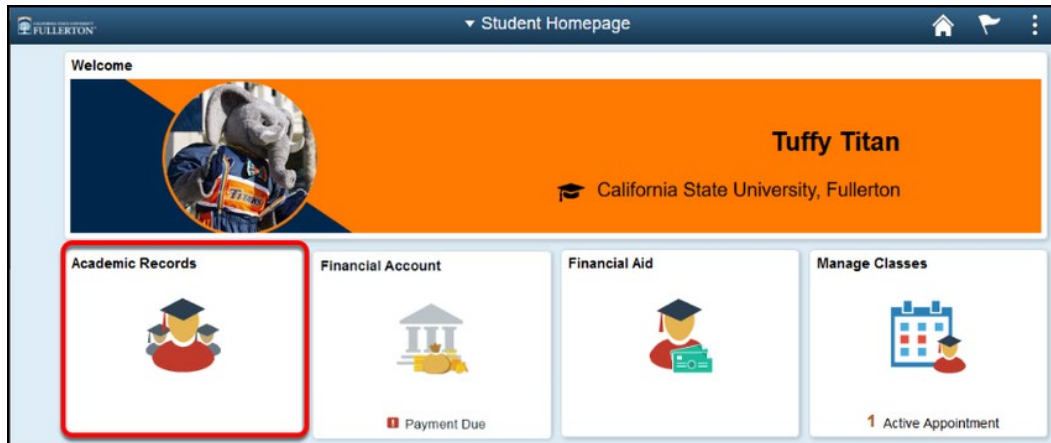


# COMMENCEMENT REGISTRATION

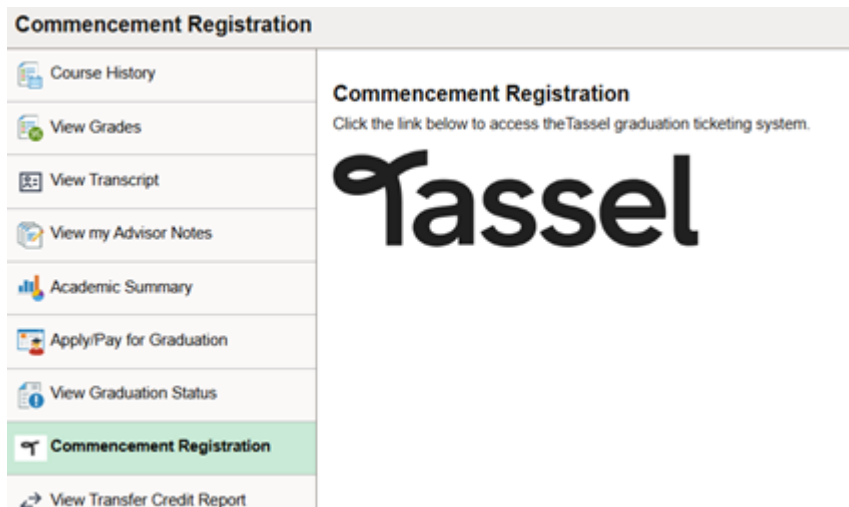


## Registration instructions:

Log in to the campus portal and access the Student Homepage (Student Center)  
Click on the Academic Records Tile



Click on Commencement Registration in the left menu. Then click on the "Tassel" icon.



# COMMENCEMENT REGISTRATION



Follow the prompts. Click on the “Register Here” button.  
Click on the “Start” button.

The screenshot shows a user dashboard for 'TEST TEST'. On the left is a 'QUICK ACCESS' sidebar with 'Home' and 'Support' links. The main content area is titled 'Welcome, TEST TEST' and 'Active Ceremonies'. It features a card for 'California State University, Fullerton - Spring 2026' with details: Location (College of the Arts, Titan Stadium Orange Venue), Date (Sat, May 16, 2026), and Time (05:00 PM). A 'Register Here' button is at the bottom of the card, with a red dashed arrow pointing to it. A 'Logout' link is at the bottom left.

The screenshot shows the 'Ceremony Details' registration form for 'California State University, Fullerton - Spring 2026'. The form includes a progress indicator 'STEP 0 OF 7' and '0%' completion. A sidebar on the left lists steps: Ceremony Details, Ceremony RSVP, Graduate Information, Degree Information, Record Your Name, Post Graduation Information, and Your Tickets. The main form area contains a text box with the instruction: 'By completing this registration, you are indicating that you intend to participate in your college/department commencement ceremony.' At the bottom right are 'Back' and 'Start' buttons.



# COMMENCEMENT REGISTRATION



If you are NOT participating in Commencement, your registration process will end once you click on “no.” If you change your mind, you can log back in to continue your registration.

The screenshot shows a mobile application interface for 'Ceremony RSVP'. On the left, a progress bar indicates 'STEP 0 OF 7' with a 0% completion rate. Below the progress bar is a vertical list of steps: 'Ceremony Details', 'Ceremony RSVP' (highlighted with a blue circle), and 'Graduate Information'. The main content area is titled 'Ceremony RSVP' and contains the question 'Do you plan to participate in the graduation ceremony? \*'. There are two radio button options: 'Yes' (selected) and 'No'. At the bottom right, there are 'Back' and 'Continue' buttons.

Tassel Step 1 of 7: By default, your official name on file will populate. You may specify the name you want to be read and displayed at the ceremony. Ensure it is spelled correctly. You can change this up until the deadline date.

The screenshot shows a mobile application interface for 'Graduate Information'. On the left, a progress bar indicates 'STEP 1 OF 7' with a 15% completion rate. Below the progress bar is a vertical list of steps: 'Ceremony Details', 'Ceremony RSVP', 'Graduate Information' (highlighted with a blue circle), 'Degree Information', 'Record Your Name', 'Post Graduation Information', and 'Your Tickets'. The main content area is titled 'Graduate Information' and contains three sections: 1. 'Official Name on File' with a text input field containing 'TEST TEST' and a note that this name will be announced at the virtual celebration. 2. 'Name to be Read and Displayed at the ceremony' with a text input field containing 'TEST TEST' and a note that this name will be used for all ceremonies. 3. 'Mobile Phone Number:' with a text input field and a note that the user may receive graduation-related information via text message.



# COMMENCEMENT REGISTRATION

Verify your phone number and provide the phonetic pronunciation of your name.

California State University, ...

STEP 1 OF 7 15%

- Ceremony Details
- Ceremony RSVP
- Graduate Information**
- Degree Information
- Record Your Name
- Post Graduation Information
- Your Tickets

Mobile Phone Number:  
Please enter a ten-digit phone number (for example, 800-555-1212).

You may receive graduation-related information via text message.

How do you pronounce your name?  
For example:  
• Raul Gonzalez: rah-OOL gon-SAH-les  
• Ngoc Nguyen: nahk-nuh-WEN  
• Andrea Weinstein: An-DRE-uh Wine-Steen

Do you have a specific dialect in your name pronunciation?  
Example: Spanish

Back Continue

Tassel Step 2 of 7: Verify your data is accurate: CWID, college, degree type, major, etc.

California State University, ...

STEP 2 OF 7 29%

- Ceremony Details
- Ceremony RSVP
- Graduate Information
- Degree Information**
- Record Your Name
- Post Graduation Information
- Your Tickets

### Degree Information

CWID

College

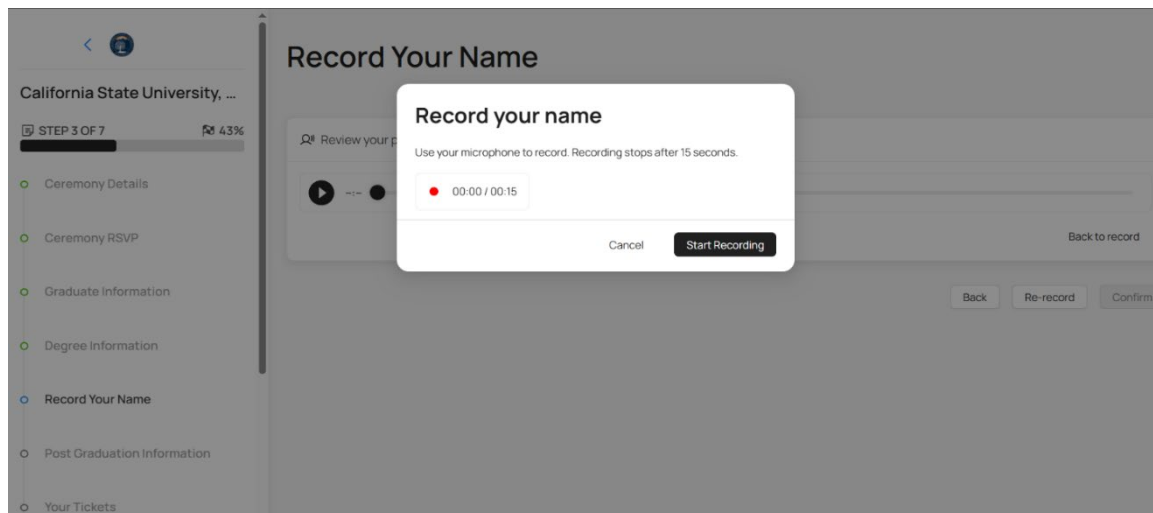
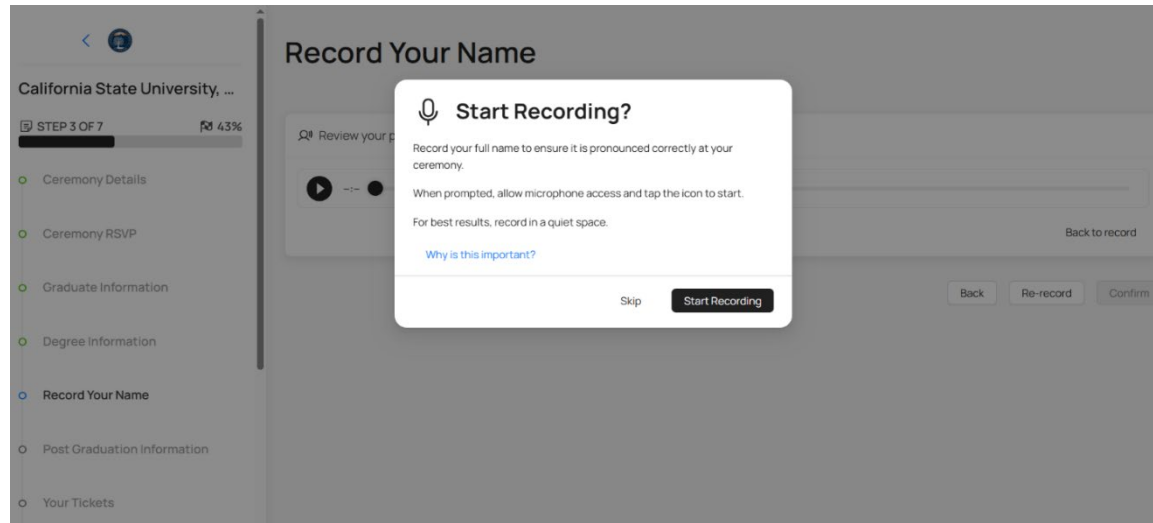
Degree Type

Major

Back Continue

# COMMENCEMENT REGISTRATION

Tassel Step 3 of 7: Make sure your name is accurately recorded. The recording you choose will be used to properly pronounce your name as you cross the stage.



# COMMENCEMENT REGISTRATION

Tassel Step 4 of 7: Enter your post-graduation information..

California State University, ...

STEP 4 OF 7 58%

- Ceremony Details
- Ceremony RSVP
- Graduate Information

California State University, ...

STEP 4 OF 7 58%

- Ceremony Details
- Ceremony RSVP
- Graduate Information
- Degree Information
- Record Your Name
- Post Graduation Information**
- Your Tickets

## Post Graduation Information

Post Graduate Mobile Phone Number

Please enter a ten-digit phone number (for example, 800-555-1212).

Post Graduate Email Address

Post Graduate Street Address

This information is for the MarchingOrder database only. Your diploma will be mailed to the address listed in your student portal

Post Graduate City

Post Graduate State

Post Graduate Zip

[Back](#) [Continue](#)

# COMMENCEMENT REGISTRATION

Tassel Step 5 of 7: Select how many tickets you will use (8 tickets per graduate).

The screenshot shows a mobile application interface for 'California State University, ...'. On the left, a progress bar indicates 'STEP 5 OF 7' with a 72% completion rate. Below the progress bar, two steps are listed: 'Ceremony Details' (completed) and 'Ceremony RSVP' (current step). The main content area is titled 'Your Tickets' and features a 'Select Tickets' section with a numeric input field set to '0'. Below the input field, it states 'Maximum number of tickets: 0'. At the bottom right, there are 'Back' and 'Next' buttons.

Tassel Step 6 of 7: You can share your ceremony details with friends and family.

The screenshot shows the same mobile application interface, now at 'STEP 6 OF 7' with an 86% completion rate. The progress bar and list of steps are updated: 'Ceremony Details' and 'Ceremony RSVP' are completed, 'Graduate Information' is the current step, and 'Degree Information' is next. The main content area is titled 'Share Your Graduation Details with Friends and Family'. It asks 'Would you like to share your ceremony information?' and provides instructions: 'Enter email addresses of anyone whom you would like to send information about this event. There is no limit on email addresses, hit "enter" after each address is entered.' Below this is a large text input field. At the bottom right, there are 'Back' and 'Continue' buttons.



# COMMENCEMENT REGISTRATION

Tassel Step 7 of 7: Review all the information entered for accuracy.

California State University, ...

STEP 7 OF 7 100%

- Ceremony Details
- Ceremony RSVP
- Graduate Information
- Degree Information
- Record Your Name
- Post Graduation Information
- Your Tickets

California State University, ...

STEP 7 OF 7 100%

- Ceremony Details
- Ceremony RSVP
- Graduate Information
- Degree Information
- Record Your Name
- Post Graduation Information
- Your Tickets

## Review Your Details

Scroll down to review your info, then hit confirm to finish.

### Ceremony RSVP

Do you plan to participate in the graduation ceremony?

Yes

### Graduate Information

Official Name on File	Name to be Read and Displayed at the ceremony
TEST TEST	TEST TEST
Mobile Phone Number:	How do you pronounce your name?
	TEHST TEHST

Do you have a specific dialect in your name pronunciation?

### Post Graduation Information

Post Graduate Mobile Phone Number	Post Graduate Email Address
Post Graduate Street Address	Post Graduate City
Post Graduate State	Post Graduate Zip

### Your Tickets

Number of tickets

0

### Share Your Graduation Details with Friends and Family

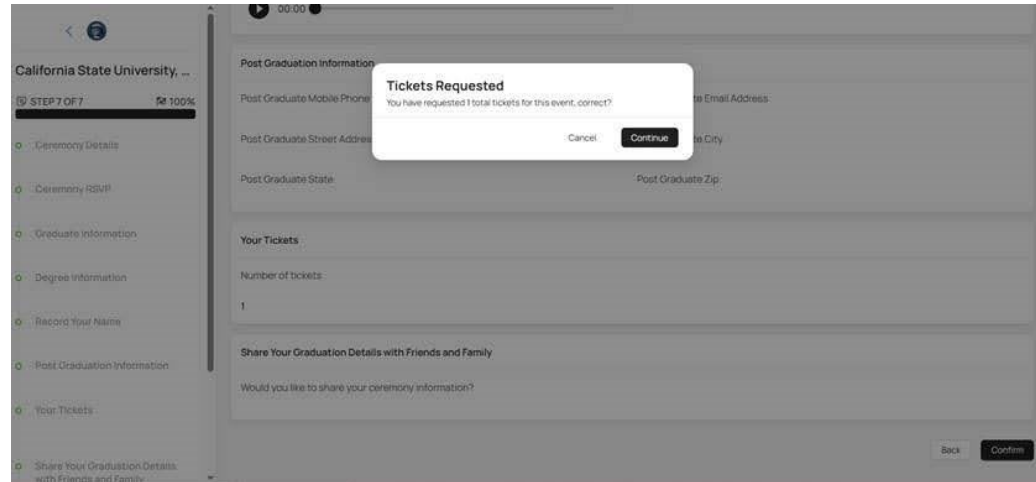
Would you like to share your ceremony information?

Back Confirm



# COMMENCEMENT REGISTRATION

Step 7 of 7: Confirm the number of tickets requested.

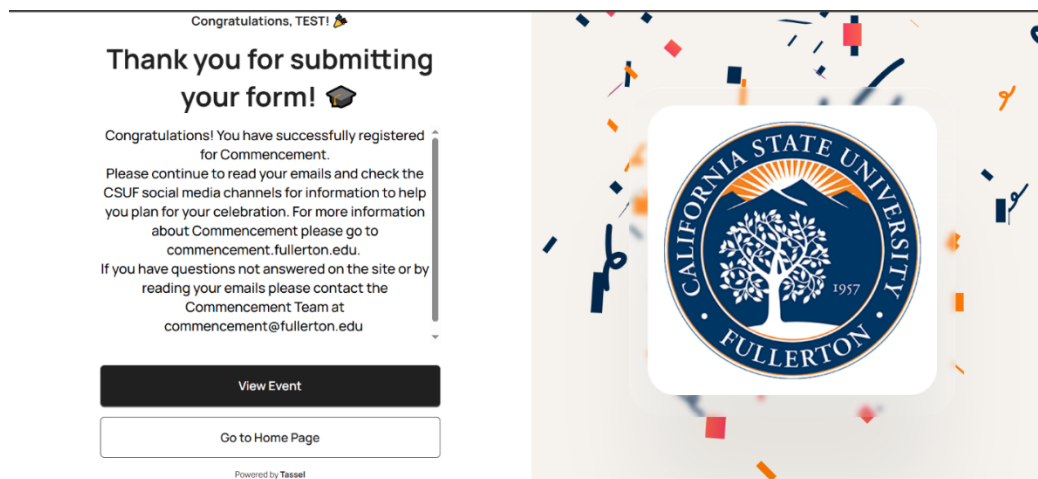


Your registration is now complete

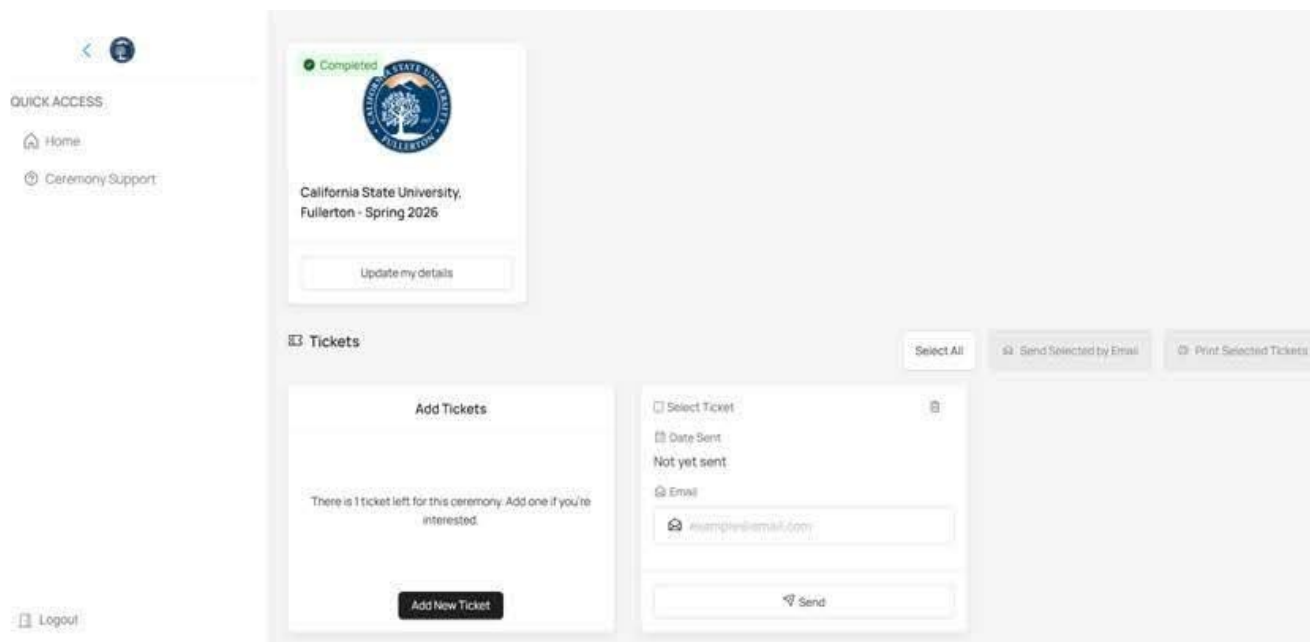


# COMMENCEMENT TICKETING

Select “View Event” to see your claimed tickets and email them to your guests.



Log in to your student portal to access Tassel (the process is the same as when you logged in to register). Open your Tassel registration page and scroll to the bottom to claim your eight (8) tickets. Select “View Event,” select your ticket to email or print your guest tickets.



# TICKETS

- **How do I access my tickets?**

Starting April 1<sup>st</sup>, claim your guest tickets (up to 8) **electronically via Tassel!** Log into your student portal to access.

- You can **EMAIL** or **PRINT** your guest tickets.
- Guests can place tickets in digital wallets
- Children over the age of 2 require a ticket.
- **Can I purchase additional guest tickets?**

CSUF will not be selling additional tickets. Should you have a classmate who does not need all 8 of their tickets they can email the tickets to you for your use. Make sure your classmate is participating in the same ceremony you are. Each ticket has a unique QR code and can only be used for the ceremony it is assigned to.

**Warning:** Each ticket will have its own unique scanning pattern. Once a ticket has been scanned, it is no longer usable. Duplicate tickets are invalid. An electronic or hard copy of the guest tickets must be presented for entrance into the college graduation ceremony.

# STUDENT ACCESSABILITY



## ADA ACCOMMODATIONS

Disability Support Services (DSS) will process commencement accommodation requests for **graduating students only**.

Graduating students' requests can be submitted via the Disability Support Services Commencement Accessibility page.

- Closed captioning will be available for each ceremony.
- All ceremonies will be livestreamed on the web and closed captioned. Link on commencement website day of ceremony. Video available for play back.



# GUEST ACCESSABILITY

Accessibility for guests with disabilities will be available for all Commencement ceremonies. ADA seating is limited and available on a first-come, first-served basis. We make every attempt to accommodate. We recommend you arrive early.

- Seating is available in the reserved ADA section. Only one companion seat will be permitted to sit alongside a disability-identified guest.
- Wheelchair seating is available, with one companion seat. Space is limited and available on a first-come, first-served basis.
- Closed captioning available on all screens and on personal device.

Accessible seating for guests at **Titan Stadium** will be located at the top of the stadium.

Accessible seating at the **Intramural Field** will be in a roped-off area on one side of general guest seating.

**Please note that wheelchairs will not be available for public use. Those who may need them are encouraged to bring their own wheelchairs and mobility devices.**

## Enhanced Comfortability

- A shade structure will be installed on the intramural field, keeping the space up to 15 degrees cooler than the surrounding outdoor areas.
- **New indoor viewing option:** For guests who prefer to stay out of the heat, an air-conditioned venue with large screens for livestreaming will be available in the Titan Student Union Portola Pavilion. Tickets are required, and standard security measures apply.

# CULTURAL RECOGNITION CELEBRATIONS

## MONTH OF MAY

The Cultural Recognition Celebrations celebrate the accomplishments of graduating students and are hosted by the cultural resource centers housed in Diversity Initiatives and Resource Centers (DIRC).



# COMMENCEMENT CEREMONIES

**MONDAY - THURSDAY, MAY 18-21**

You will attend the ceremony date and time assigned to your major.

Commencement ceremonies are held on campus in **Titan Stadium (Orange)** and on the **Intramural Field (Blue)**.

**Free Parking**

**Gates open 1 hour before ceremony start time.**

**90-minute ceremony program**

## **CHECK-IN**

- Park in your assigned area.
- Line up in designated area.

## **STAGE PASS**

This is your ticket to the event AND what we will scan as you cross the stage. Do not lose it!



# DAY-OF TIMELINE – Part 1



**CEREMONY** – ceremonies are held on campus in **Titan Stadium (Orange)** and on the **Intramural Field (Blue)**.

Check the schedule and determine what day, time and location your ceremony will be.

**ARRIVE** – 1.5 hours before ceremony start time with your guests.

**CHECK-IN TABLE** – check in and receive directions and your QR code sticker.

**STAGE PASS** - Your QR code sticker houses the data for your name to be called and displayed on the screen as you cross the stage.

**LINE-UP** – at indicated college area  
You will line up according to your major. There will be signs indicating major lines. Ushers will be there to assist you. (Guests are not permitted in the Grad Line-up areas)

# DAY-OF TIMELINE – Part 2

**PROCESSIONAL** – Your ceremony will begin with a processional of graduates from the line-up area to graduate seating.

Your tassel should be on the right (UG).

**CEREMONY PROGRAM** - The program will include speeches from your Dean and/or President or Provost, classmates and faculty from your college. The ceremony will last approximately 1.5 hours.


**STAGE CROSS** - Your name will be announced, and you will walk across the stage to receive a certificate of participation. The only item you will need to take to the stage is your QR Code sticker (on your phone), which will announce your name, project your name and help photographers do their jobs.

There will be a few closing words at the very end, your degree will be ceremonially conferred, and you will receive direction to move your tassel from right to left at the end of the ceremony.

**RECESSIONAL** – your ceremony will have a recessional. Ushers will direct you to venue exit.

**ETIQUETTE** - Out of respect for your fellow graduates, all commencement participants will remain seated until the conclusion of the ceremony.

**MEET YOUR GUESTS** – outside the venue after your ceremony





# STUDENT CODE OF CONDUCT



Please remember that the student code of conduct is in effect for the commencement ceremony.

Use, possession, or distribution of alcoholic beverages and/or illegal drugs and controlled substances on college premises or at any college sponsored activity, including appearing on college premises while under the influence of alcohol or drugs/controlled substances, is strictly prohibited.

# GRADUATE ETIQUETTE

## Respect Your Fellow Graduates

By tradition, the Commencement ceremony is a formal, dignified event to honor the achievement of graduating students. We ask that you please observe the following:

- Graduates are asked to conduct themselves in an appropriate manner that **demonstrates respect** toward fellow graduates, guests and the speakers on stage.
- **Be on time:** Please make sure you are on time to lineup, check in at the registration tent, receive your QR code and are in line for your processional.
- **Cell phones** should be turned off or operated in **silent mode** during the ceremony. Do not speak on a cell phone or carry on a conversation during the ceremony as this prevents others from hearing and enjoying the ceremony.
- It is important that students respect fellow students, faculty, administrators and guests who have come to witness and participate in the conferring of degrees. For this reason, graduates are expected to return to their seats after they cross the stage and remain in graduate seating until all students have crossed the stage. **Please remain until the conclusion of the ceremony.**
- Please be considerate and clean up after yourself.

# PROTOCOLS

- ➤ Only graduates are permitted in the graduate seating area and able to proceed across the stage.
- Cell phones should be operated in silent mode during the ceremony.
- No children or guests will be permitted in the graduate seating or on stage.
- All candidates should plan to meet their guests outside the venue after the ceremony.
- Guests will be asked to exit to meet their graduate so we can prepare for the next ceremony.
- Only graduates and Commencement personnel will be permitted in graduate areas pre-ceremony.
- No professional photography allowed or personal livestreaming.

## Prohibited Items

- Alcoholic beverages
- No glass
- Bags that violate the Clear Bag Policy, including diaper bags
- Lights, tripods, selfie sticks, monopods, and poles
- Coolers, including soft side coolers
- Flash Photography
- Confetti, glitter, Silly String, fireworks, flares, laser pointers of any type, or other elements used to cause a distraction or disturbance.
- Helium Balloons
- Flags, signs, and banners larger than 11"x17"
- Clothing with obscene, discriminatory, or profane messages
- Klaxons, bullhorns, whistles, or any other noisemakers
- Pets
- Projectiles, including footballs, frisbees, bats, inflatables, etc.
- Drugs, drug paraphernalia, marijuana, and substances deemed illegal
- Smoking, including e-cigarettes
- UAVs (unmanned aerial vehicles) and drones
- Weapons of any kind, including pocket knives
- All objects deemed inappropriate

# CLEAR BAG POLICY



Walk-through security systems will be in place at all venues. Guests can bring clear bags no larger than 12 inches by 12 inches, which are available for purchase at Titan Shops.



# CSUF

## APPROVED BAGS

Must Be No Larger Than 12" x 6" x 12"



Clear Plastic Bag



Clear Backpack



1-Gallon Plastic Freezer Bag



Clear Purse



Clear Fanny Pack



Clutch with shoulder strap (no larger than 4.5" x 6.5")



Clutch with wrist strap

## NON-APPROVED BAGS



Purse



Backpack



Binoculars Case



Diaper Bag



Camera Case



Tinted Plastic Bag



Oversized Tote Bag



Fanny Pack/  
Belt Bags



Mesh Bag

# GUEST SECURITY




There will be a walk-through security screening system in place before entering the venue for both graduates and guests.

All bags are subject to search by event staff and University Police. For security purposes, all attendees are encouraged to keep items to a minimum.

All prohibited items must be returned to your vehicle.

There are no places to store personal items during the ceremony.



# GRADUATE - SECURITY PROTOCOL



- Graduates and guests will pass through a security screening system before entering the venue.



- There are no secure places to store personal items before or during the ceremony. Small personal items, such as phones and wallets, must be carried in a pocket. There are pockets on both sides of the blue CSUF stole.



- Graduates are not permitted to carry items across the stage.
- Graduates with medical bags or items they must carry with them must inform Disability Support Services of their need and have pre-approval.
- Upon arrival at the graduate line-up, the bags and/or items will be inspected and labeled with a security band. **PLEASE ARRIVE EARLY TO AVOID LAST-MINUTE GATE PRESSURE.**



# COMMENCEMENT MAP



## COMMENCEMENT

### CEREMONY SITES

- TS Titan Stadium (Orange Venue)**  
Graduate line up: **Parking Lot A South**  
General Parking: **Lot A**  
ADA Parking: **Lot G**
- IF Intramural Field (Blue Venue)**  
Graduate line up: **Titan Track (TT)**  
General Parking: **Eastside North Parking Structure (ENPS)**  
ADA Parking: **State College Parking Structure**

### MAP LEGEND

- |  |                                   |
|--|-----------------------------------|
| <b>B</b> Bookstore/Titan Shops               | <b>?</b> Information              |
| <b>ENPS</b> Eastside North Parking Structure | <b>●</b> Solutions Tent           |
| <b>IF</b> Intramural Field                   | <b>♿</b> ADA Parking Only         |
| <b>PL</b> Pollak Library                     | <b>+</b> First Aid                |
| <b>TS</b> Titan Stadium                      | <b>🍷</b> Food/Beverage            |
| <b>TSU</b> Titan Student Union               | <b>💧</b> Bottled Water            |
| <b>TT</b> Titan Track                        | <b>🗑️</b> Lost and Found          |
| <b>UP</b> University Police                  | <b>👮</b> Gift                     |
| <b>🚧</b> Road Closure                        | <b>❄️</b> Cooling Center/Stations |
|  | <b>🚻</b> Restroom                 |
|  | <b>🚗</b> Uber/Lyft Zones          |
|  | <b>🚏</b> ADA Shuttle Stop         |
|  | <b>⋯</b> ADA Shuttle Route        |




# GRADUATE LINE-UP LOCATIONS



## Titan Stadium Line-Up Area and Venue Location



## Intramural Field Line-Up Area and Venue Location



# FAQ



- **Flowers & Leis** – Your guests can pre-order flowers and gifts for pick-up just prior to your ceremony by visiting this website <https://www.thecommencementgroup.com/fullerton/>
- These are permitted in venues.
- **If you are late** – Find a Commencement Volunteer with a “staff” badge to assist you.
- **What to wear** – Regalia; wear appropriate clothing underneath your academic regalia. It is recommended you wear shoes that allow you to stand for periods of time and walk without tripping (you will be outside with no shade and walking on uneven surfaces).
- **Cap Decorating** - You are welcome to decorate your cap as long as it is not distracting to others & follows campus community policies.

# FAQ



- **Photos on stage** – A photographer will take your photo as you cross the stage. Photos will be emailed to you about a week after the event. We do not allow professional photography during commencement week or at the ceremonies.
- **Stage Pass** – When you register in Tassel, verify your name is displayed as you would like it announced as you cross the stage, your major is correct, and you have downloaded your tickets.
- **Livestream** – The ceremonies will be livestreamed at [fullerton.edu/commencement](http://fullerton.edu/commencement) for those who cannot attend in person. Links will be live the day of your ceremony. Personal livestreaming is prohibited.

1. Everything you need to know will be posted to the commencement website!
2. Follow @csuofficial on Instagram for updates and reminders.
3. Check your CSUF email regularly.

# THANK YOU

Questions?

[commencement@Fullerton.edu](mailto:commencement@Fullerton.edu)

[fullerton.edu/commencement](https://fullerton.edu/commencement)

