

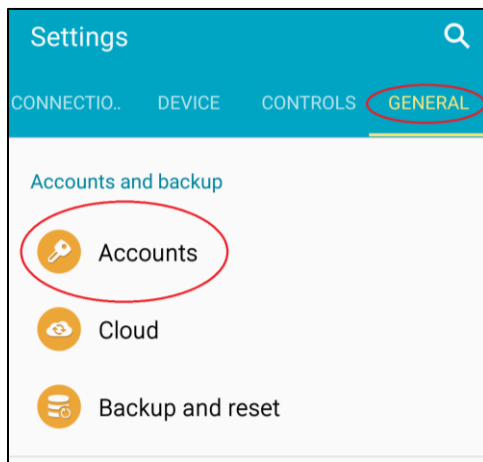
## Connect to Your Student Email: *Android Phone (5.0 and above)*

**NOTE:** These screenshots were taken on a Samsung Galaxy Note 3 phone but these steps should be similar for most Android phones. View your device's user guide for additional assistance.

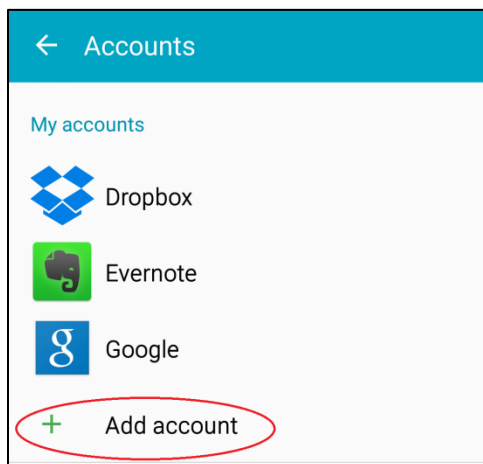
1 In the app list, tap on the '**Settings**' icon on your android device.



2 Tap on the '**General**' tab on the settings page and then tap on '**Accounts**'.



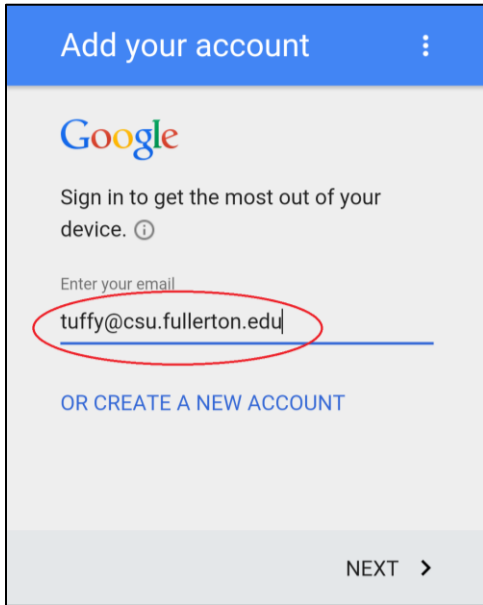
3 Tap on '**Add account**'.



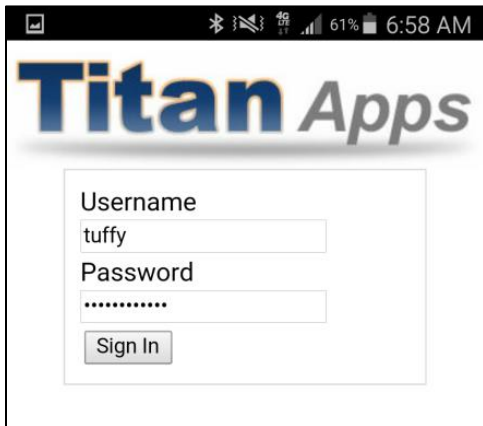
4 Tap on '**Google**'.



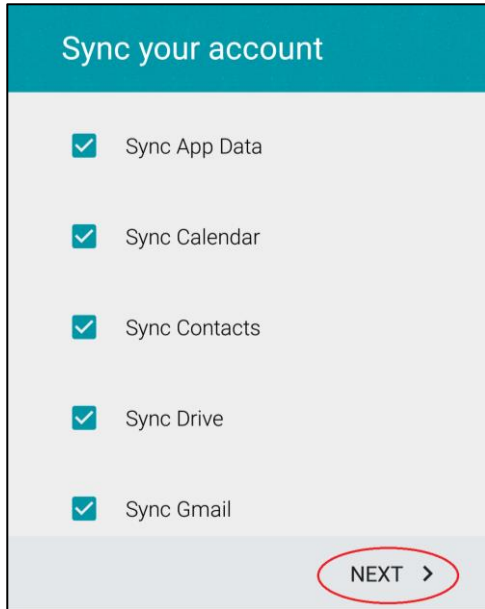
5 Enter your **CSUF e-mail address** on the following screen:



5 Log in with your **student portal** username and password. These credentials are the same username and password that you would use to log into the **fullerton.edu** student portal.



4 Choose which settings you'd like to **sync** and you're all set! Please keep in mind that it may take a few minutes to sync your mail and settings. **Note:** You will see your emails in your Gmail app.



## Need more help?

Visit the Student Genius Corner located on the first floor of Pollak Library North. View their website for their hours: <http://sts.fullerton.edu/sgc>.

You can also contact the Student IT Help Desk at 657-278-8888 or [StudentITHelpDesk@fullerton.edu](mailto:StudentITHelpDesk@fullerton.edu).