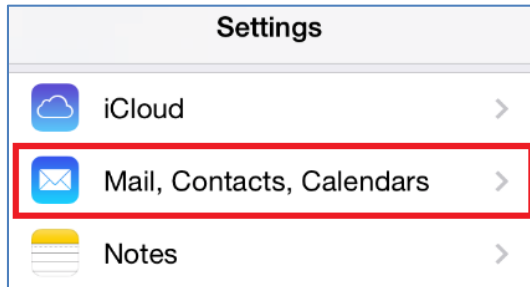


## Connect to Your Student Email:

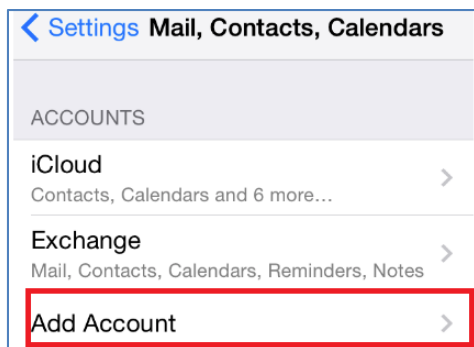
*Apple Devices (iPod, iPhone, iPad) – 8.3 and above*

1 Tap **Settings** ().

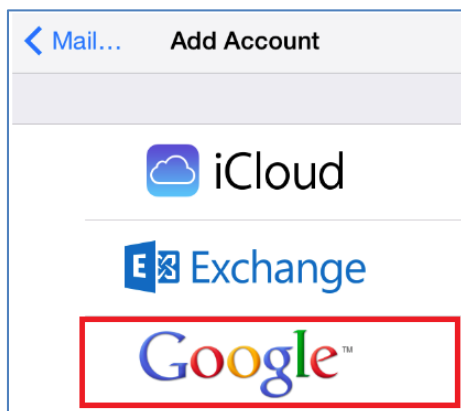
2 Tap **Mail, Contacts, Calendars**.



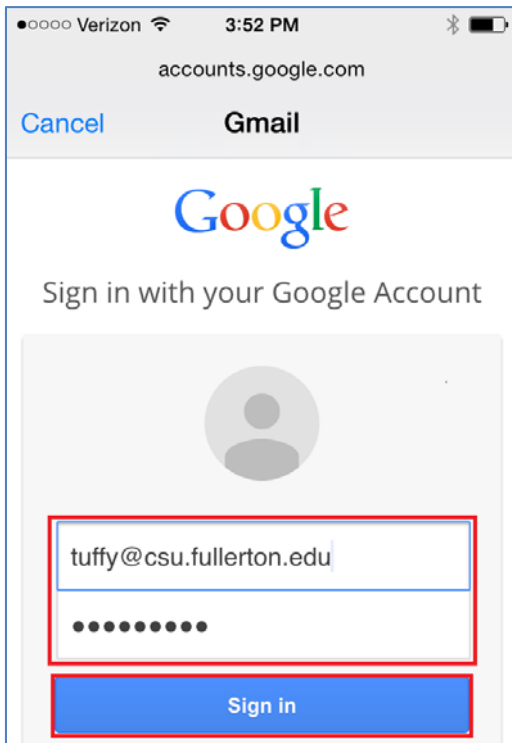
3 Tap **Add Account**.



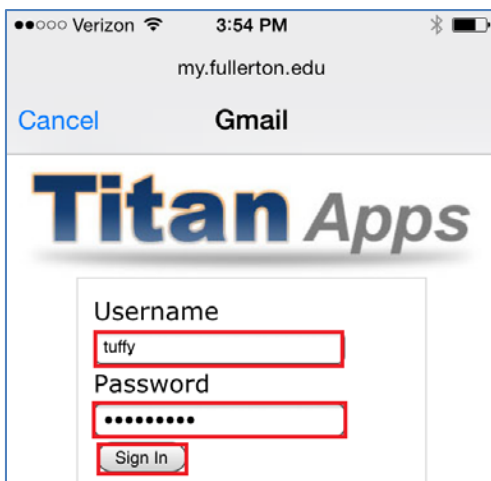
4 Tap **Google**.



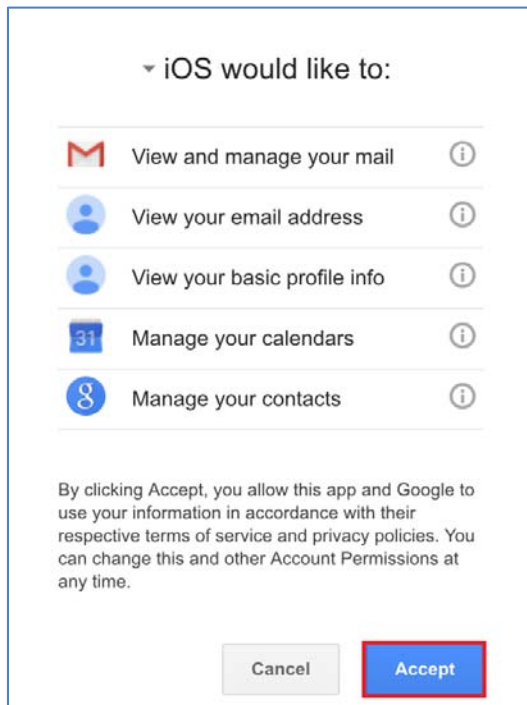
5 You will be redirected to the Google login page. Sign in with your student email address (i.e. tuffy@csu.fullerton.edu), and Portal password



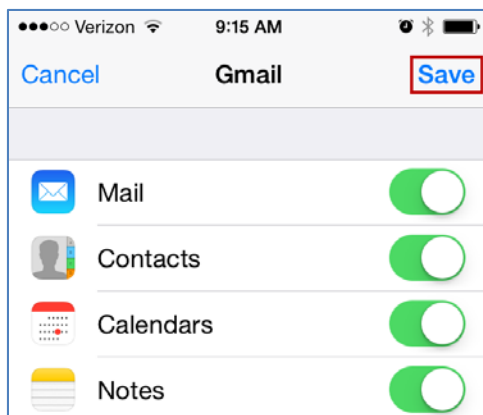
6 You will be redirected to the Titan Apps page. Sign in with your Portal username and password. The username is first part of your email before the @csu.fullerton.edu.



7 Once your account credentials are verified, tap on **Accept**.



8 Choose which items you want to sync from your student email account. Then tap **Save**.



## Need more help?

Visit the Student Genius Corner located on the first floor of Pollak Library North. View their website for their hours: <http://sts.fullerton.edu/sgc>.

Contact the Student IT Help Desk at 657-278-8888 or [StudentITHelpDesk@fullerton.edu](mailto:StudentITHelpDesk@fullerton.edu).