

Teaching Elementary Level Japanese with Authentic Materials

Meiko Shimura

CSUF Adjunct Japanese Instructor

mshimura@fullerton.edu

“For the lowest levels of proficiency one needs to select texts that deal with familiar, interesting topics or present cultural information.”

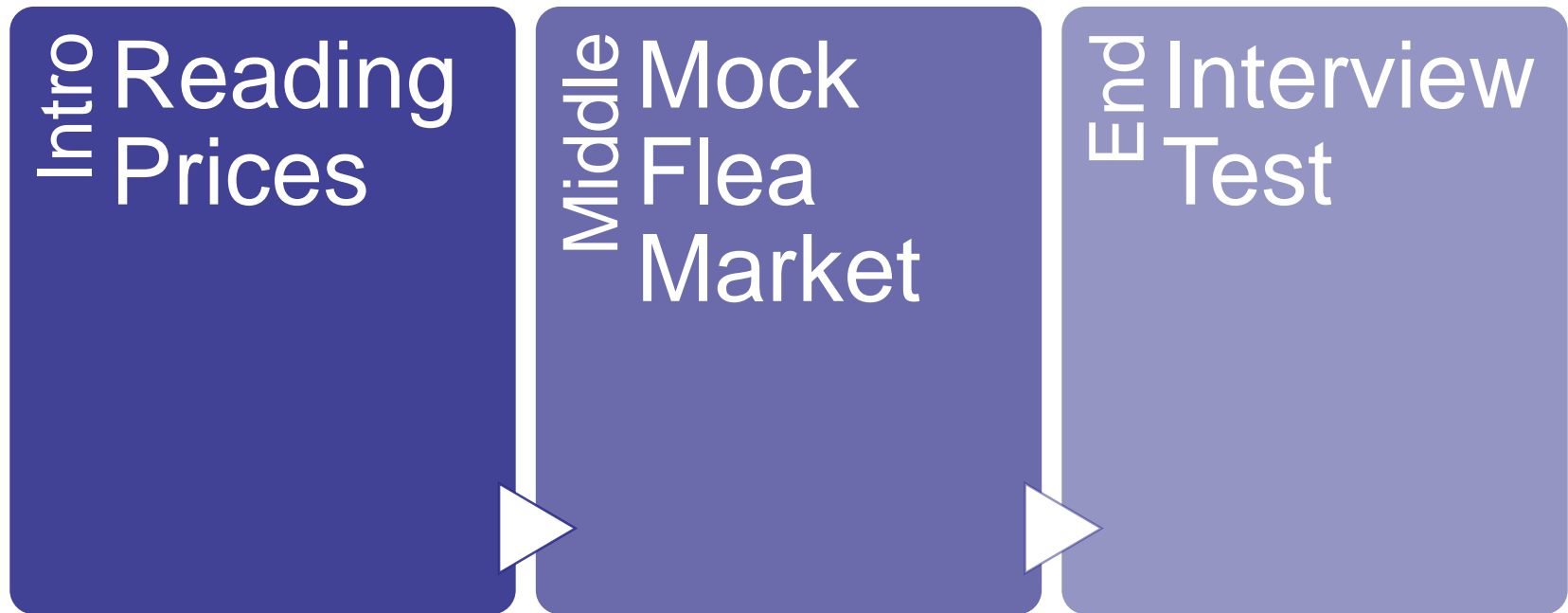
(Omaggio Hadley, 2001)

Activity: Antique Market










Students will be able to

- ask for a price saying, “How much is this/that/that one over there?” pointing at an item.
- understand the price a seller gives.
- compare the price and buy the most appropriate item.

Shopping Activities Flow



1 to 10

1	一	ichi	
2	二	ni	
3	三	san	
4	四	shi	
5	五	go	
6	六	roku	
7	七	shichi	
8	八	hachi	
9	九	kyuu	
10	十	juu	

11 to 20

11	十一	juichi
12	十二	juuni
13	十三	juusan
14	十四	juushi
15	十五	jugo
16	十六	juuroku
17	十七	juushichi
18	十八	juuhachi
19	十九	juukyuu
20	二十	niijuu

Activity: Antique Market

Students already learned:

- The “Noun A is a Noun B” structure such as “I am a student./ My name is James.” and its question equivalent
- Numbers from 0 to 99

Students are learning:

- Demonstrative pronouns
- “How much is it?”
- Numbers over 100 up to 10,000

Authentic materials for practicing reading prices in Japanese: newspaper fliers and menus.



Practice Reading Prices

Authentic materials for practicing reading prices in Japanese: newspaper fliers and menus.

<http://mysuper.jp/wp-content/uploads/2012/05/44202-u.jpg>

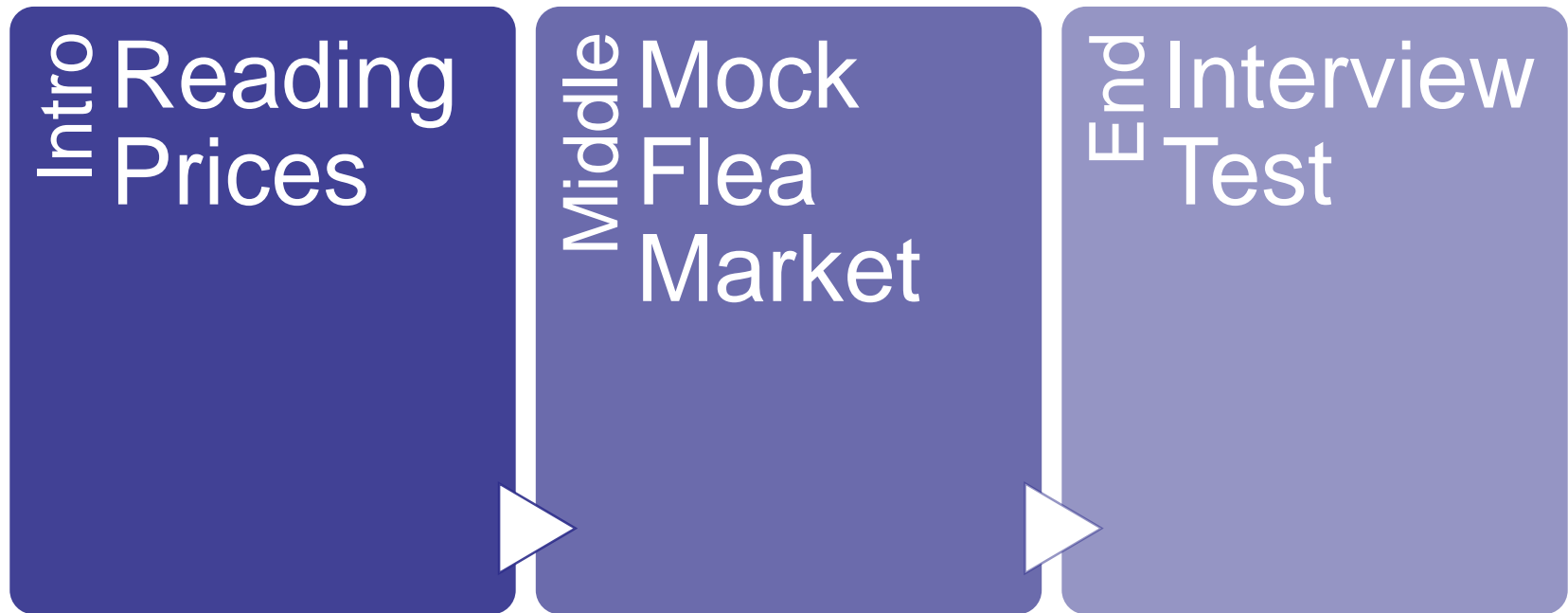
<http://mos.jp/menu/>

<http://krispykreme.jp/menu/doughnut/>

<http://www.pizza-la.co.jp/MenuList.aspx?ListId=Pizza>

Students can identify unique products found only in Japan.

Shopping Activities Flow



Activity: Antique Market

Why “antique/flea market”?

Students must use this phrase when they shop at a flea market and an antique market in which sellers do not put a price tag on each item.

Antique Market and Flea Market



Activity: Antique Market

Connecting to Cultural knowledge

Where are antique markets and flea markets held in the U.S.A.?

In Japan, most antique markets are located in a temple and a Shinto shrine.

<https://www.youtube.com/watch?v=rCsBzK9faMc>

As for a flea market, event halls and streets are used.

<https://www.youtube.com/watch?v=w6pfoBbVqYs>

1. 北野天満宮の骨董市

<http://www.kottouichi.jp/calendar/calendar-kansai.htm>


開催日	:	毎月25日
時間	:	6:00 AM ~ 4:00 PM
会場	:	北野天満宮 境内
交通	:	北野天満宮前バス停すぐ
出店数	:	300 店
入場料	:	無料
雨天	:	
連絡先	:	075-461-0005 北野天満宮 社務所



Using these information, students can compare and contrast information of three different locations in later chapters as a level appropriate reading practice.

2. 東寺の骨董市

開催日	:	毎月 21日
時間	:	5:00 AM ~ 4:00 PM
会場	:	東寺 境内
交通	:	① JR京都駅から 徒歩10分
	:	② 近鉄京都線 東寺駅から 徒歩5分
	:	③ 京都市バス 東寺東門バス停下車 九条大宮バス停下車 東寺南門バス停下車 (当日運休もあり)
	:	
	:	
出店数	:	1200店のうち骨董店150店 (主催者発表)
入場料	:	無料
雨天	:	雨天決行
連絡先	:	0774-31-5550 東寺出店運営委員会



Using these information, students can compare and contrast information of three different locations in later chapters as a level appropriate reading practice.

3. 筥崎宮の骨董市

開催日	:	2月14日(日) 3月13日(日)
時間	:	9:00AM~3:00PM
会場	:	筥崎宮 参道 (はこぎくう)
交通	:	① 福岡市営地下鉄 箱崎宮前駅 から 徒歩0分 ② JR鹿児島線 箱崎駅 から 徒歩5分
出店数	:	220店 のうち 骨董関係 140店 (主催者発表)
入場料	:	無料
雨天	:	雨天決行
連絡先	:	092-565-8255 モダンラヴァーズ Email: modernlovers@smile.odn.ne.jp
当日連絡先	:	070-5693-2221



Using these information, students can compare and contrast information of three different locations in later chapters as a level appropriate reading practice.

Activity: Mock-Flea Market

Activity

- Students bring three items they want to sell and do a mock-flea market.

Note:

一番(いちばん)ほしいもの Item I want to get most

店(みせ) store

値段(ねだん) price

二番目(にばんめ)にほしいもの Second item I want to get

店(みせ) store

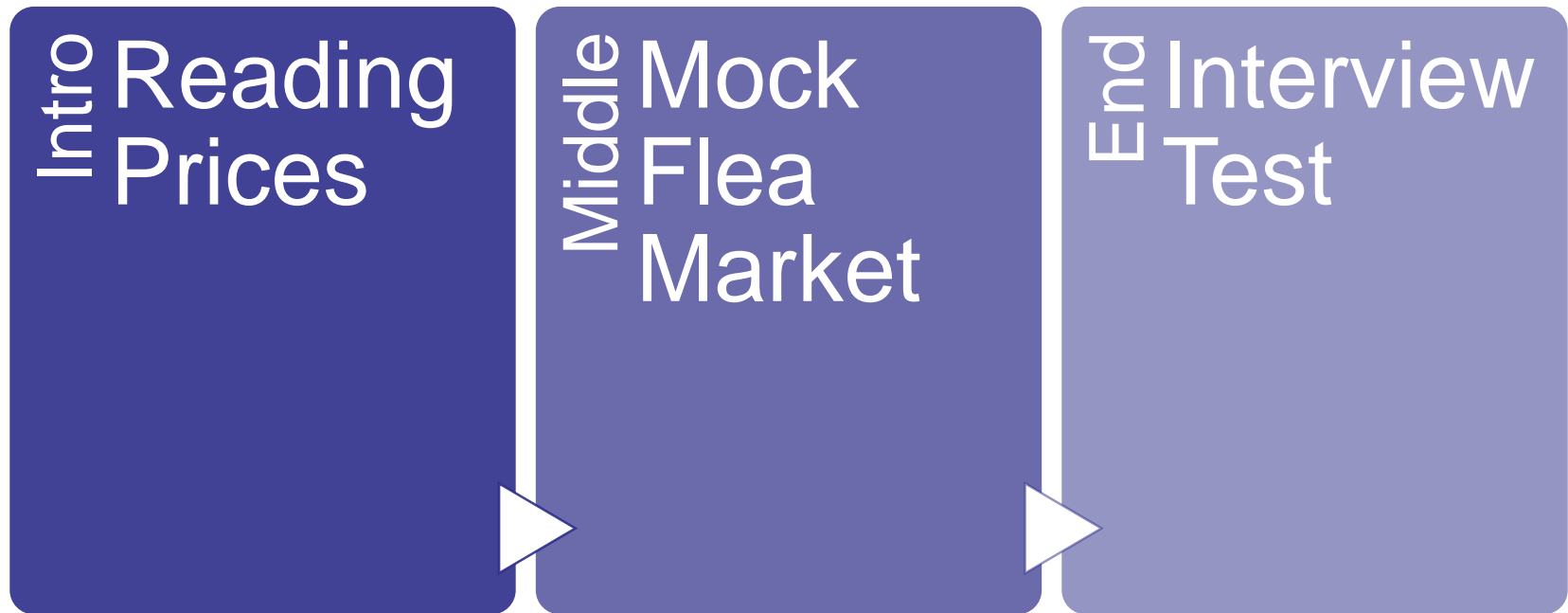
値段(ねだん) price

Interview Test

Practice for interview test

- Each student is shopping in my antique store. He/she needs to buy cheaper one after they ask prices of two items.

Shopping Activities Flow



Scenario of the interview test

Seller: Welcome to my store.

Customer: How much is this (name of item)

Seller: That one is _____yen.

Customer: Then, how much is that (name of item) over there?

Seller: That one over there is _____yen.

Customer: Then, please give me (the cheaper one).

More Ideas!

Other ideas for shopping: Department Store

Activity 1

Almost all department stores in Japan have a huge food court in the basement. After showing a video shot in a department store in Japan and ask students what they witnessed using currently introduced grammar “there is/are” structure.

Other ideas for shopping: Department Store

Activity 2

With a floor guide of Japanese department store, students practice reading Japanese characters. Also, they can find an appropriate floor to buy items they are asked to purchase. For example, “You want to buy a cloth for your sister’s child. Which floor you have to go? ”

Activity 2

[illegible]

Other ideas for shopping: Department Store

Activity 2

日本のデパートで
かいものをする

Shopping at a department store

日本でおみやげを買います。

You will buy souvenirs/gifts for your family members.

なんかいに行きますか。

Which floor will you go for each situation?

Other ideas for shopping: Department Store

Activity 2

1. 母にTシャツを買います。母はせがたかくてふとっています。I will buy a T-shirt for my mother who is tall and wearing size extra large.
2. 父にふくを買います。父はゴルフが大好きです。I will buy a cloth to my father who loves golfing.
3. 姉の子どもにふくを買います。I will buy a cloth for my sister's child.
4. 妹にふくを買います。妹は高校生です。I will buy a cloth for my younger sister who is a high school student.

Train and subway systems in Tokyo



<https://www.youtube.com/watch?v=XNMao5AQIUk>
<https://www.youtube.com/watch?v=S73-jemTX-U>



Reading a train schedule

Japanese numbers are easy to count but can be challenging with counters. Japanese number conjugates if a counter is attached. For example, “1 year old” is not “ichi sai,” but “issai.” Using a train schedule, students can practice counters for time (“ji” for “o’clock” and “fun/pun” for “minute”). After I introduce patterns of conjugation, I show a complicated train and subway systems in Tokyo using a map. Then, I show a rush hour video for students to learn about a city life.

Minutes

ふん

ふん

にふん

いつふん

ごふん

さんふん

ななふん

よんふん

はちふん

ろっふん

きゅうふん

はっふん

じゅうふん

Read the train schedule and answer the following questions.

It is 8:41 am. When will the next train come?

It is 8:56 am. When will the next train come?

- .
- .
- .

いま、8じ41ぷんです。つぎのでんしゃはいつきますか。

いま、8じ56ぷんです。つぎのでんしゃはいつきますか。

いま、9じ1ぷんです。つぎのでんしゃはいつきますか。

いま、10じ10ぷんです。つぎのでんしゃはいつきますか。

いま、11じです。つぎのでんしゃはいつきますか。

いま、11じ5ふんです。つぎのでんしゃはいつきますか。

いま、12じです。つぎのでんしゃはいつきますか。

時	秋葉原 (上野・山手線 東京・品川方面(有楽町線) 平日)															
4	▲															
5	▲	▲	▲													
	13	30	49													
6	▲	▲	▲	▲	▲	▲	▲	▲	▲	▲	▲	▲	▲	▲	▲	▲
	09	16	22	27	33	38	43	48	54							
7	▲	▲	▲	▲	▲	▲	▲	▲	▲	▲	▲	▲	▲	▲	▲	▲
	00	06	10	12	16	19	21	24	26	29	32	34	37	40	42	45
8	▲	▲	▲	▲	▲	▲	▲	▲	▲	▲	▲	▲	▲	▲	▲	▲
	01	04	06	09	11	14	16	19	21	24	26	29	31	34	37	39
9	▲	▲	▲	▲	▲	▲	▲	▲	▲	▲	▲	▲	▲	▲	▲	▲
	01	03	06	09	11	14	17	19	22	25	27	30	33	35	38	41
10	▲	▲	▲	▲	▲	▲	▲	▲	▲	▲	▲	▲	▲	▲	▲	▲
	01	05	08	12	15	19	22	25	29	34	38	42	46	51	55	59
11	▲	▲	▲	▲	▲	▲	▲	▲	▲	▲	▲	▲	▲	▲	▲	▲
	03	08	12	16	20	24	28	32	37	41	45	49	54	58		
12	▲	▲	▲	▲	▲	▲	▲	▲	▲	▲	▲	▲	▲	▲	▲	▲
	02	06	10	14	18	22	27	31	35	39	44	48	52	56		
13	▲	▲	▲	▲	▲	▲	▲	▲	▲	▲	▲	▲	▲	▲	▲	▲
	00	05	09	13	17	21	25	30	34	38	42	46	51	55	59	
14	▲	▲	▲	▲	▲	▲	▲	▲	▲	▲	▲	▲	▲	▲	▲	▲
	02	08	11	16	20	24	28	32	36	41	45	49	53	57		
15	▲	▲	▲	▲	▲	▲	▲	▲	▲	▲	▲	▲	▲	▲	▲	▲
	02	06	11	14	18	22	27	31	35	39	43	47	52	57		
16	▲	▲	▲	▲	▲	▲	▲	▲	▲	▲	▲	▲	▲	▲	▲	▲
	01	04	07	11	15	18	22	25	29	33	37	41	44	47	50	53
17	▲	▲	▲	▲	▲	▲	▲	▲	▲	▲	▲	▲	▲	▲	▲	▲
	03	06	09	12	15	19	22	26	29	32	35	39	42	45	48	52
18	▲	▲	▲	▲	▲	▲	▲	▲	▲	▲	▲	▲	▲	▲	▲	▲
	01	04	08	11	14	17	21	24	27	30	34	37	40	43	47	50
19	▲	▲	▲	▲	▲	▲	▲	▲	▲	▲	▲	▲	▲	▲	▲	▲
	02	06	09	12	16	19	22	25	28	32	35	38	42	45	48	51
20	▲	▲	▲	▲	▲	▲	▲	▲	▲	▲	▲	▲	▲	▲	▲	▲
	01	04	07	11	14	17	20	23	27	30	33	36	40	43	46	49
21	▲	▲	▲	▲	▲	▲	▲	▲	▲	▲	▲	▲	▲	▲	▲	▲
	02	06	09	12	15	18	22	25	28	31	35	38	41	45	49	54
22	▲	▲	▲	▲	▲	▲	▲	▲	▲	▲	▲	▲	▲	▲	▲	▲
	01	04	07	10	13	17	21	25	29	33	36	39	43	46	50	54
23	▲	▲	▲	▲	▲	▲	▲	▲	▲	▲	▲	▲	▲	▲	▲	▲
	04	08	12	15	18	22	27	32	36	41	44	47	51	54		
24	▲	▲	▲	▲	▲	▲	▲	▲	▲	▲	▲	▲	▲	▲	▲	▲
	00	05	11	20	24	29	33	38	42	53	59					