


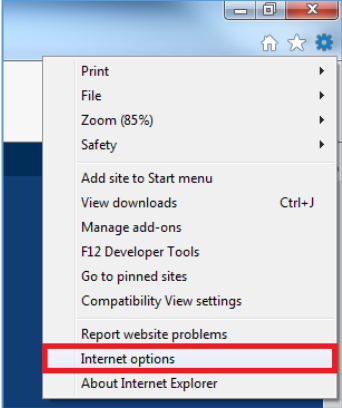
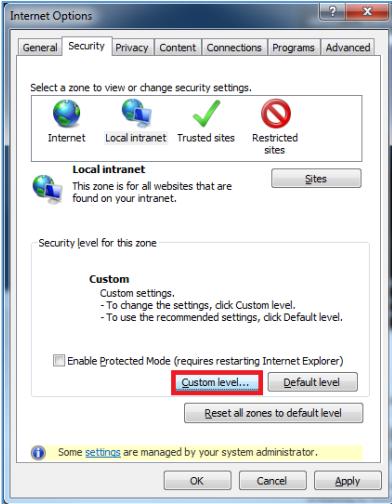
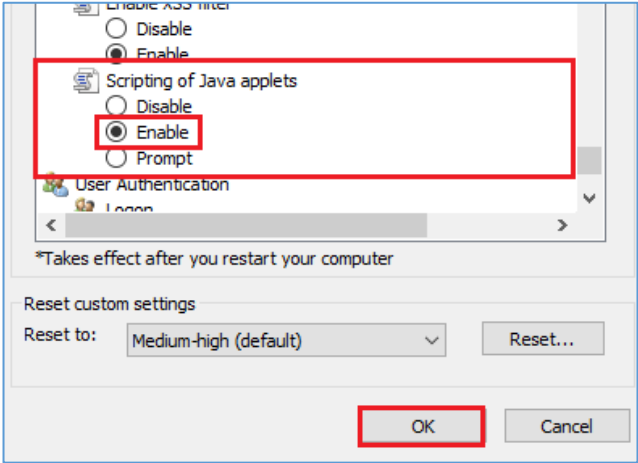
Do I have Java Installed?

Description
<p>You can check if you have Java installed by visiting the following link: http://www.java.com/en/download/installed8.jsp.</p> <p>NOTE: If you do not have Java, you will be prompted to download Java. You may also download Java by visiting the following link: http://www.java.com/en/download.</p> <p>Java Applets are not supported on Microsoft Edge, Google Chrome, or 64-bit versions of Mozilla Firefox.</p>

Contents

Internet Explorer	2
Mozilla Firefox	3
Google Chrome	3
Safari	4

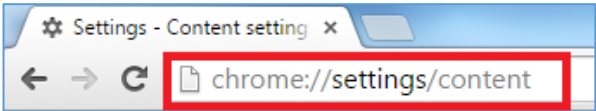
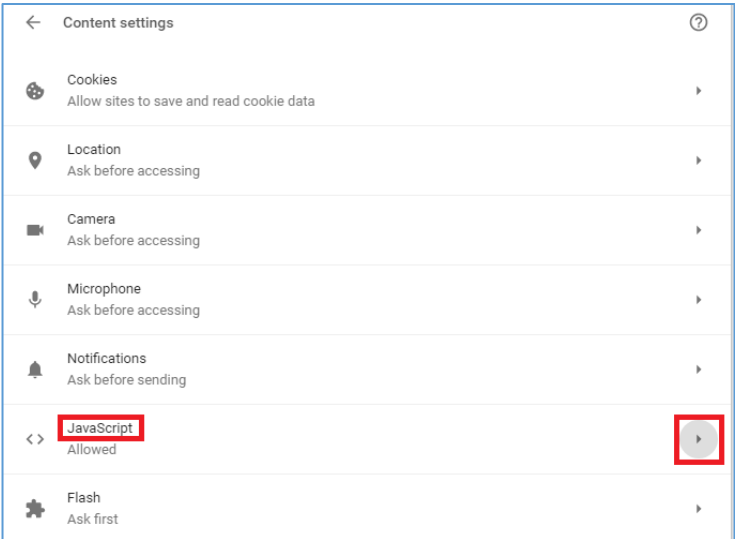

Internet Explorer

Steps	Images
<p>Step One</p> <hr/> <p>Click on the Settings icon () on the far right. Select Internet Options from the drop-down menu.</p>	
<p>Step Two</p> <hr/> <p>Under the Security tab click on the Custom level button.</p>	
<p>Step Three</p> <hr/> <p>Scroll down to the Scripting section.</p> <p>Look for the Scripting of Java applets section</p> <p>Click on Enable.</p> <p>Click OK when finished.</p>	

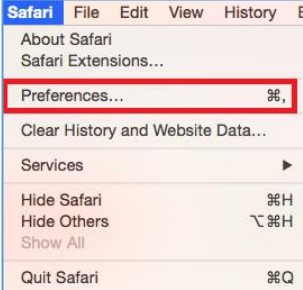
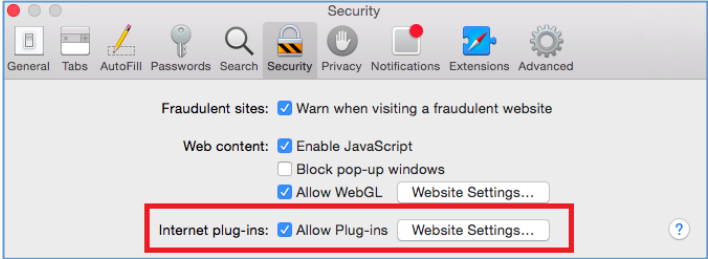
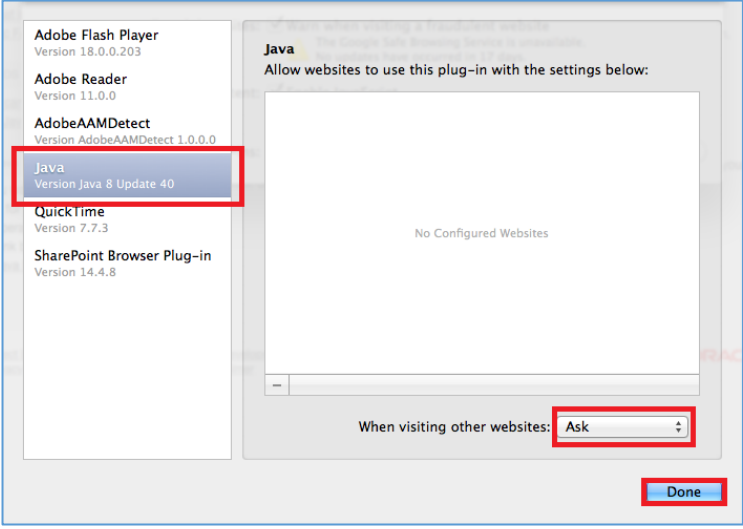
Mozilla Firefox

Firefox has stopped the Java plugin from running automatically because of security issues. However, you can still activate Java on trusted sites: <https://support.mozilla.org/en-US/kb/how-allow-java-trusted-sites>

Google Chrome

Steps	Images
<p>Step One</p> <p>In the browser bar, enter: chrome://settings/content.</p>	
<p>Step Two</p> <p>Find the JavaScript header, and click the corresponding arrow to the right.</p>	
<p>Step Three</p> <p>If JavaScript is Blocked, click the slider button to the right to change it to Allowed (recommended).</p>	

Safari

Steps	Images
<p>Step One</p> <p>Open Safari. Click Safari and select Preferences.</p>	
<p>Step Two</p> <p>Under the Security tab in the Internet plug-ins section, make sure Allow plug-ins is checked. Then, click on Website Settings.</p>	
<p>Step Three</p> <p>Click on Java on the left panel. Make sure the setting is set to Ask. Click Done when you are finished.</p>	

Need More Help?



Visit the Student Genius Center located on the first floor of Pollak Library North. View their website for their hours: <http://sts.fullerton.edu/sgc>.

Contact the Student IT Help Desk at 657-278-8888 or StudentITHelpDesk@fullerton.edu.