

CSUF EMPLOYER HIRING TRENDS

2017 - 2018

A survey was sent out to **5,988 employers** in July 2018 to gather information regarding the number of CSUF students hired, average salary for the positions and career readiness competencies.

RESPONDANTS WHO HIRED FROM A UNIVERSITY

1,005 EMPLOYERS RESPONDED

IN WHICH APPROXIMATELY

563 HIRED A CSUF STUDENT

JOBS AND PAID INTERNSHIPS POSTED ON TITAN CONNECTION

13,037 POSITIONS POSTED 

4,576 UNIQUE EMPLOYERS 

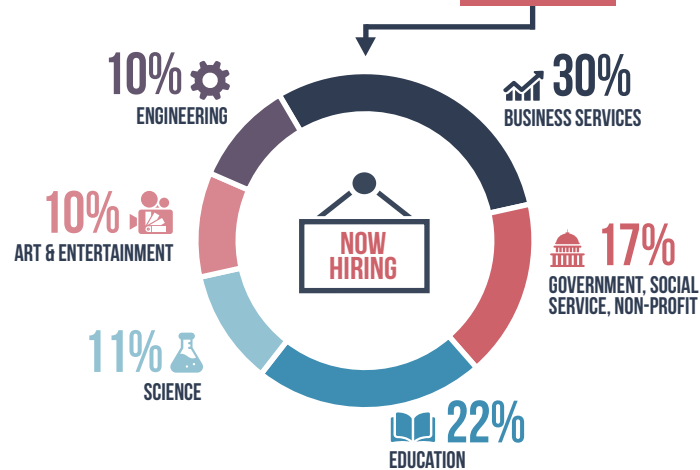
 FULL-TIME  PART-TIME  SEASONAL  ON-CAMPUS  INTERNSHIPS

163 HIRED A CSUF STUDENT FOR UNPAID ACADEMIC CREDIT INTERNSHIP

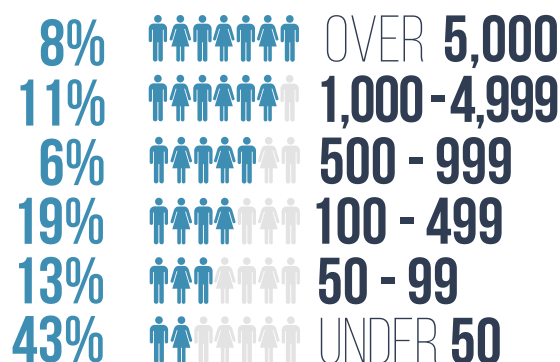
23 OFFERED CSUF ON-CAMPUS EMPLOYMENT

11 OFFERED UNPAID/STIPED VOLUNTEER/COMMUNITY SERVICE POSITION











These employers were from **six** main industries, ranging in different size 



NUMBER OF EMPLOYEES IN ORGANIZATIONS



THE AVERAGE WAGES BY SECTOR FOR CSUF HIRES

	 BUSINESS	 GOVERNMENT	 EDUCATION	 SCIENCE	 ART/ENTERTAINMENT	 ENGINEERING
 FULL-TIME	148 ORGANIZATIONS 212 HIRES \$20.62	26 ORGANIZATIONS 43 HIRES \$18.95	18 ORGANIZATIONS 39 HIRES \$23.96	13 ORGANIZATIONS 19 HIRES \$17.69	5 ORGANIZATIONS 6 HIRES \$27.20	18 ORGANIZATIONS 32 HIRES \$23.94
 PART-TIME	43 ORGANIZATIONS 102 HIRES \$13.64	41 ORGANIZATIONS 140 HIRES \$13.57	48 ORGANIZATIONS 254 HIRES \$14.79	37 ORGANIZATIONS 64 HIRES \$13.24	11 ORGANIZATIONS 19 HIRES \$13.60	9 ORGANIZATIONS 27 HIRES \$14.11
 INTERN	71 ORGANIZATIONS 150 HIRES \$17.51	16 ORGANIZATIONS 85 HIRES \$15.69	8 ORGANIZATIONS 16 HIRES \$16.75	6 ORGANIZATIONS 14 HIRES \$13.50	4 ORGANIZATIONS 17 HIRES \$13.75	26 ORGANIZATIONS 37 HIRES \$18.11
 SUMMER	4 ORGANIZATIONS 10 HIRES \$13.23	7 ORGANIZATIONS 60 HIRES \$13.73	11 ORGANIZATIONS 29 HIRES \$11.82	3 ORGANIZATIONS 6 HIRES \$12.33	NO DATA REPORTED NO DATA REPORTED N/A	2 ORGANIZATIONS 3 HIRES \$16.00

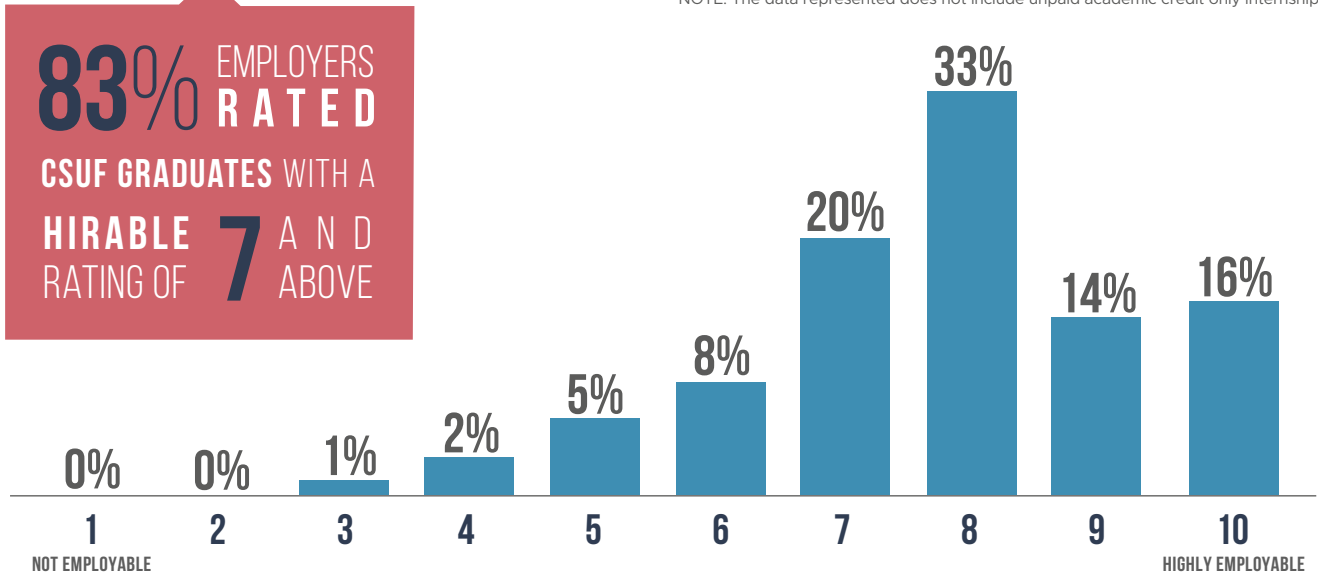
CORE SKILLS OF FOCUS

CSUF student hires display the following Career Readiness Competencies according to employers that reported they hired a CSUF student



THE EMPLOYABILITY OF CSUF GRADUATES IN COMPARISON TO OTHER UNIVERSITIES

*NOTE: The data represented does not include unpaid academic credit only internship hires



LEVEL OF SATISFACTION: JOB/INTERNSHIP PERFORMANCE OF CSUF STUDENTS

