

## SCHEDULED APPOINTMENTS

**244** unique students

**287** total appointments

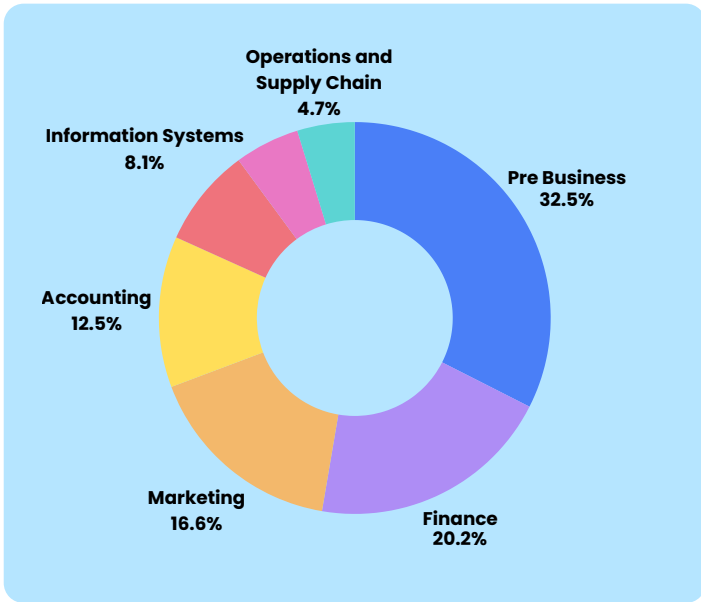
## DRIVE-THRU SERVICES

**200** unique students

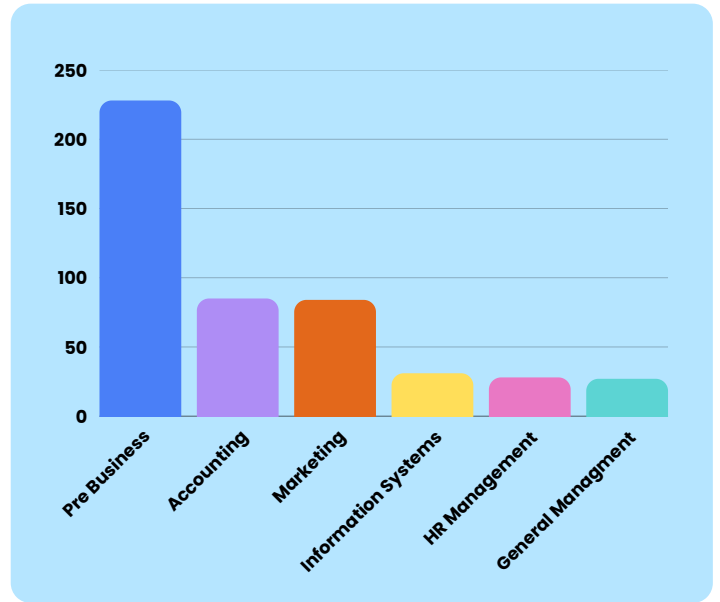
**274** total sessions

**STUDENT SUCCESS CENTER DROP INS:** **80** unique students **123** total appointments

## CAREER FAIRS | 1,504 students



## WORKSHOPS | 771 students



## CLUB WORKSHOPS, CLASS PRESENTATIONS, & CAMPUS PARTNER EVENTS

**71** collaborations **3,051** students

## EMPLOYER ENGAGEMENT AND PARTICIPATION



## SCHEDULED APPOINTMENTS

**160** unique students

**206** total appointments

## DRIVE-THRU SERVICES

**481** unique students

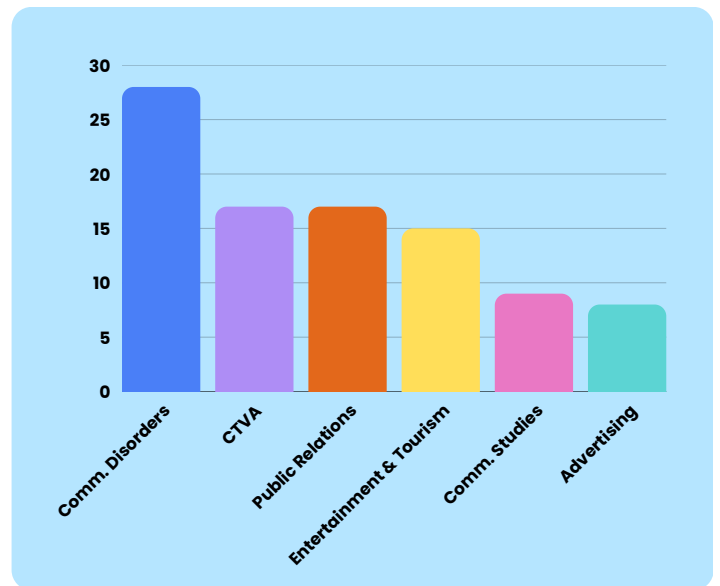
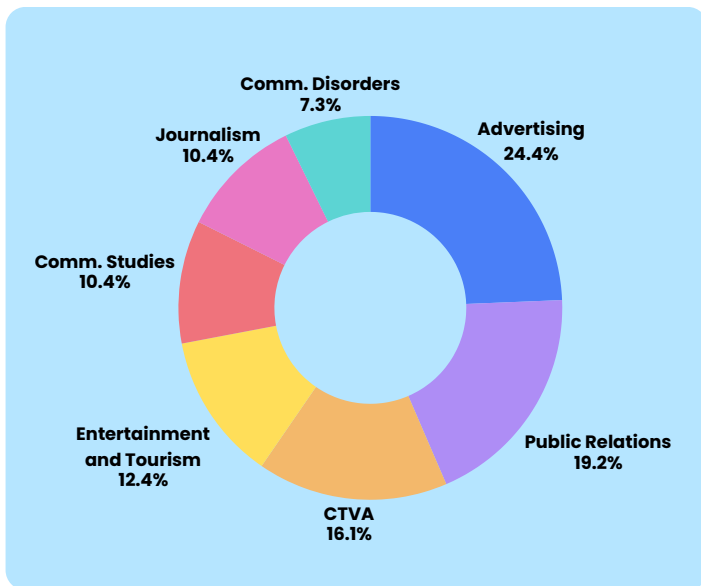
**637** total sessions

## STUDENT SUCCESS CENTER DROP INS:

**7** unique students    **9** total appointments

## CAREER FAIRS | 213 students

## WORKSHOPS | 127 students



## CLUB WORKSHOPS, CLASS PRESENTATIONS, & CAMPUS PARTNER EVENTS

**15** collaborations    **265** students

## SCHEDULED APPOINTMENTS

**357** unique students  
**452** total appointments

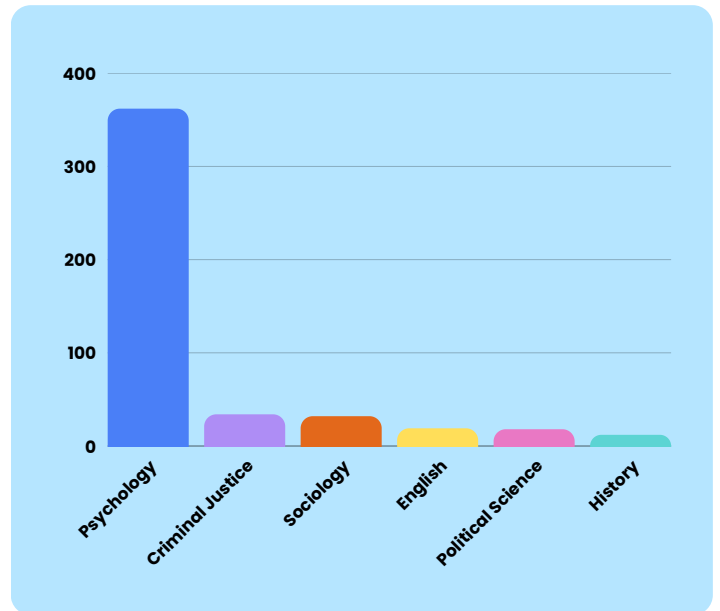
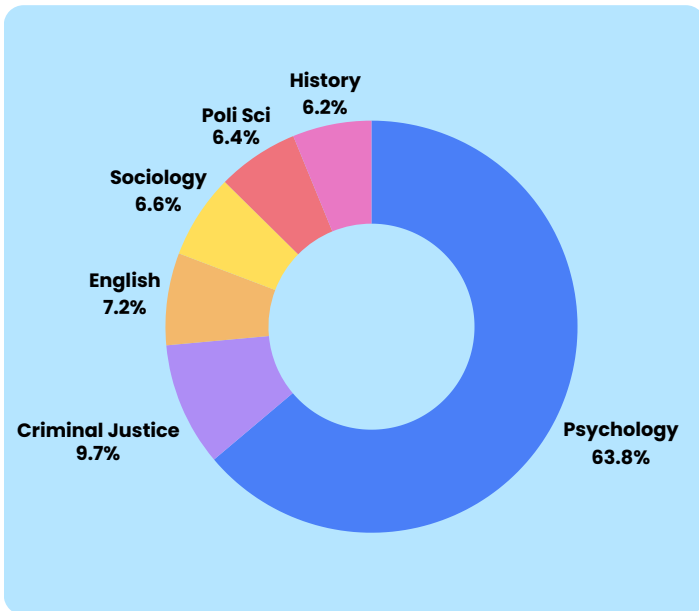
## DRIVE-THRU SERVICES

**382** unique students  
**510** total sessions

**STUDENT SUCCESS CENTER DROP INS:** **56** unique students **63** total appointments

**CAREER FAIRS** | 641 students

**WORKSHOPS** | 626 students



**CLUB WORKSHOPS,  
 CLASS PRESENTATIONS, &  
 CAMPUS PARTNER EVENTS**

**50** collaborations **4,079** students

## EMPLOYER ENGAGEMENT AND PARTICIPATION



## SCHEDULED APPOINTMENTS

**131** unique students

**141** total appointments

## DRIVE-THRU SERVICES

**83** unique students

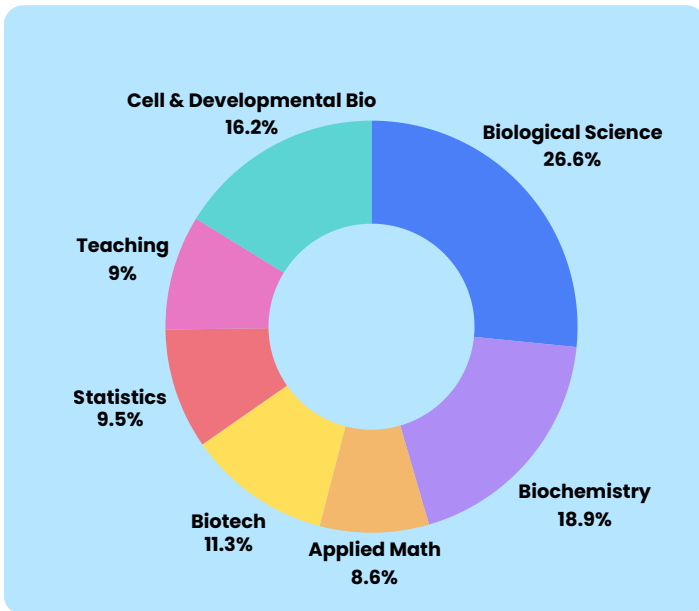
**100** total sessions

## STUDENT SUCCESS CENTER DROP INS:

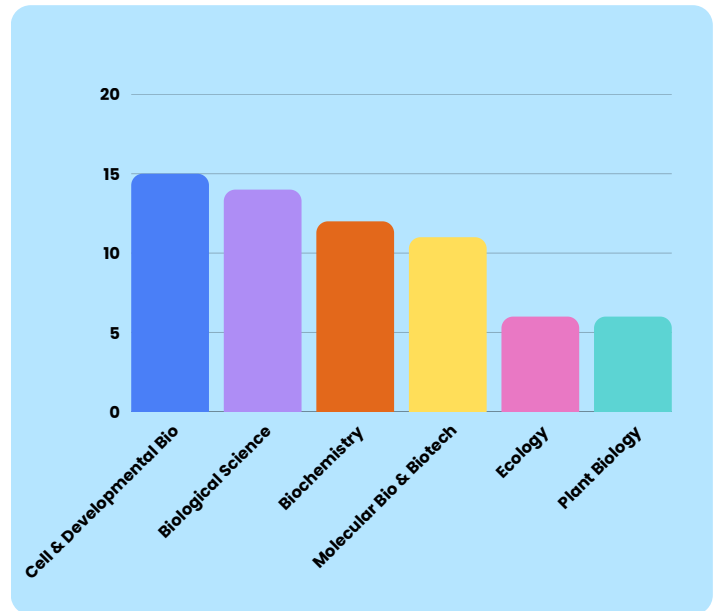
**3** unique students

**3** total appointments

## CAREER FAIRS | 372 students



## WORKSHOPS | 117 students



## CLUB WORKSHOPS, CLASS PRESENTATIONS, & CAMPUS PARTNER EVENTS

**17** collaborations **609** students

## EMPLOYER ENGAGEMENT AND PARTICIPATION



## SCHEDULED APPOINTMENTS

**174** unique students

**211** total appointments

## DRIVE-THRU SERVICES

**213** unique students

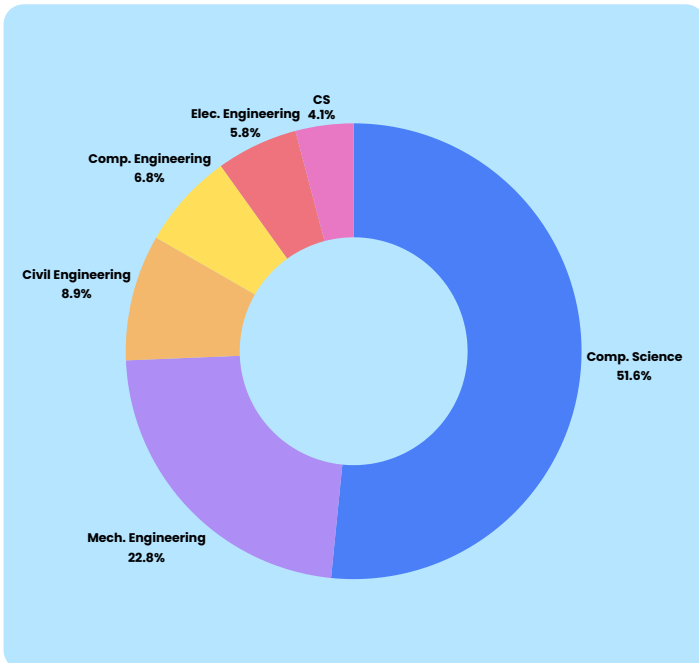
**282** total sessions

## STUDENT SUCCESS CENTER DROP INS:

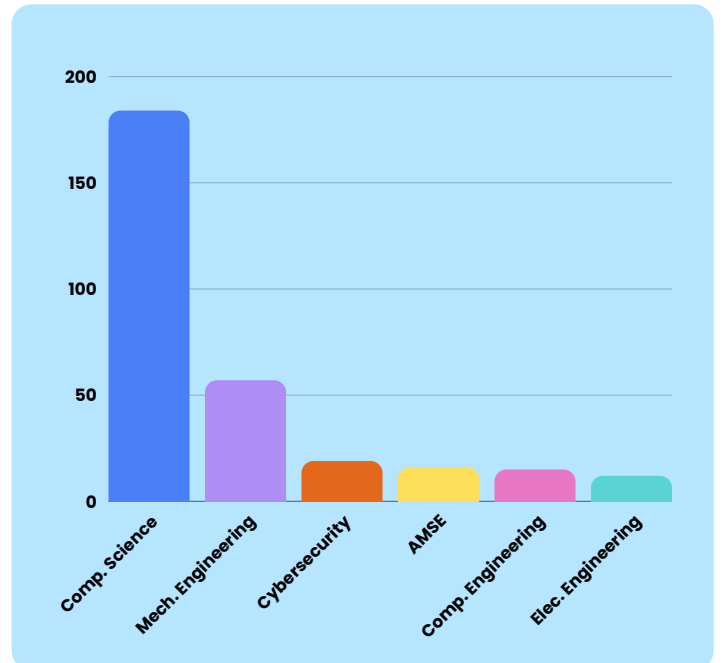
**2** unique students

**2** total appointments

## CAREER FAIRS | 1,269 students



## WORKSHOPS | 490 students



## CLUB WORKSHOPS, CLASS PRESENTATIONS, & CAMPUS PARTNER EVENTS

**7** collaborations

**1,227** students

## SCHEDULED APPOINTMENTS

**253** unique students

**323** total appointments

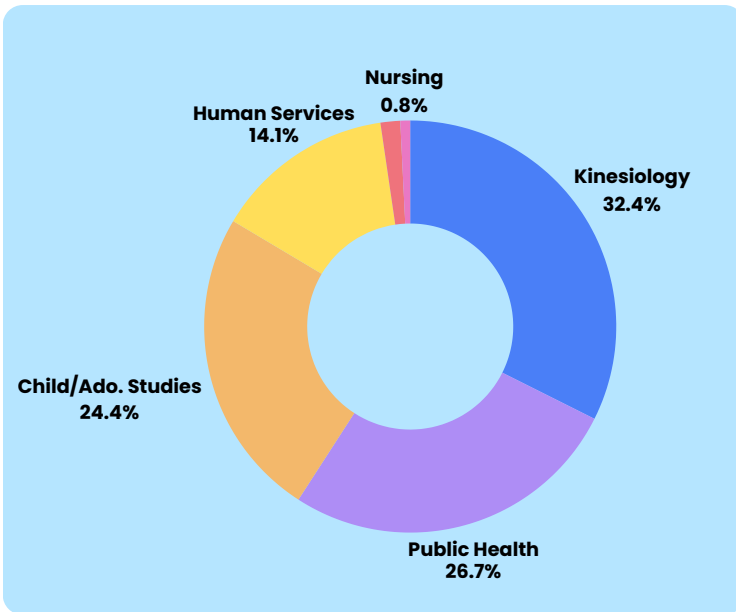
## DRIVE-THRU SERVICES

**517** unique students

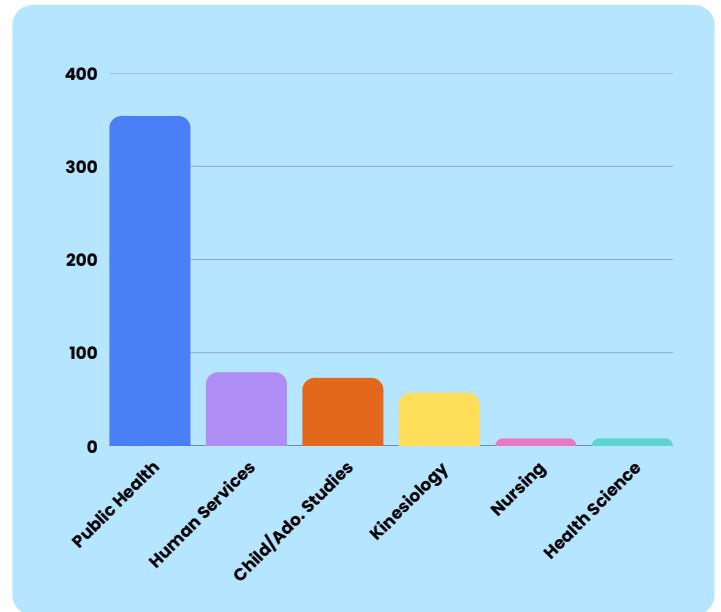
**662** total sessions

**STUDENT SUCCESS CENTER DROP INS:** **44** unique students **48** total appointments

**CAREER FAIRS** | 399 students



**WORKSHOPS** | 584 students



**CLUB WORKSHOPS,  
 CLASS PRESENTATIONS, &  
 CAMPUS PARTNER EVENTS**

**66** collabs **4,335** students

## EMPLOYER ENGAGEMENT AND PARTICIPATION



## SCHEDULED APPOINTMENTS

**24** unique students

**35** total appointments

## DRIVE-THRU SERVICES

**18** unique students

**22** total sessions

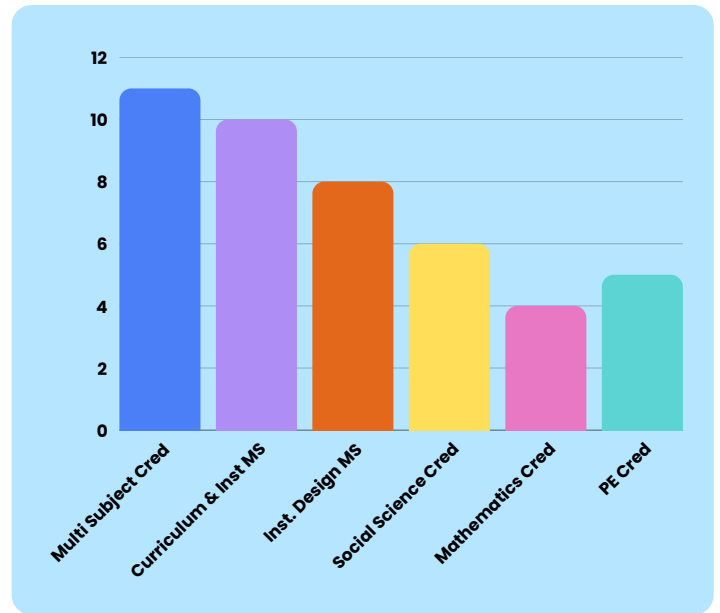
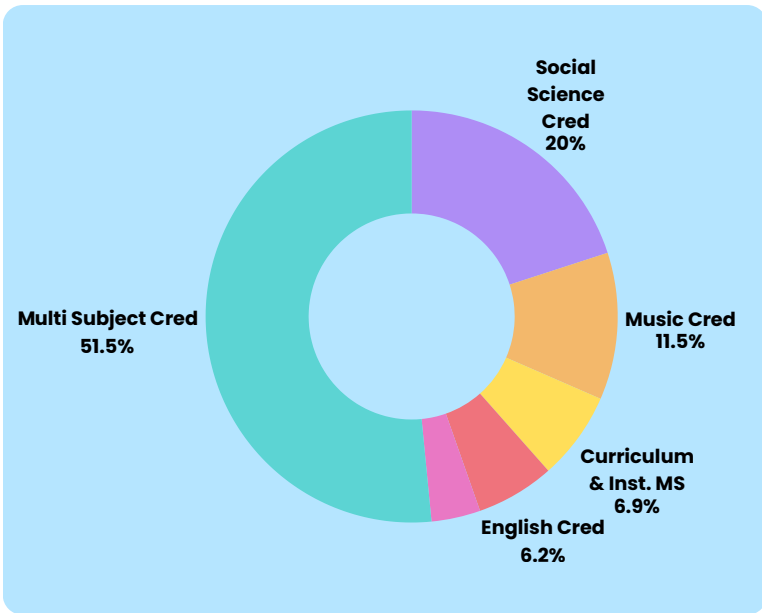
## STUDENT SUCCESS CENTER DROP INS:

**11** unique students

**11** total appointments

## CAREER FAIRS | 173 students

## WORKSHOPS | 46 students



## CLUB WORKSHOPS, CLASS PRESENTATIONS, & CAMPUS PARTNER EVENTS

**22** collaborations **833** students

## EMPLOYER ENGAGEMENT AND PARTICIPATION



Los Angeles County  
 Office of Education



## SCHEDULED APPOINTMENTS

**120** unique students  
**142** total appointments

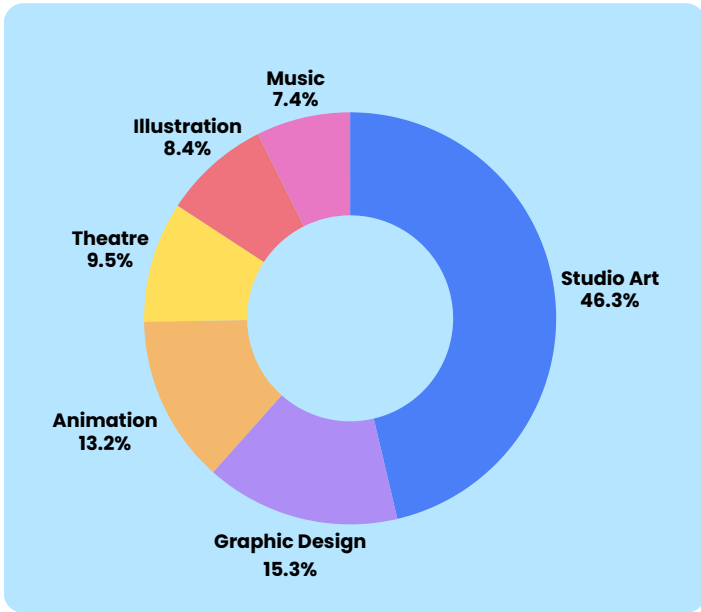
## DRIVE-THRU SERVICES

**70** unique students  
**103** total sessions

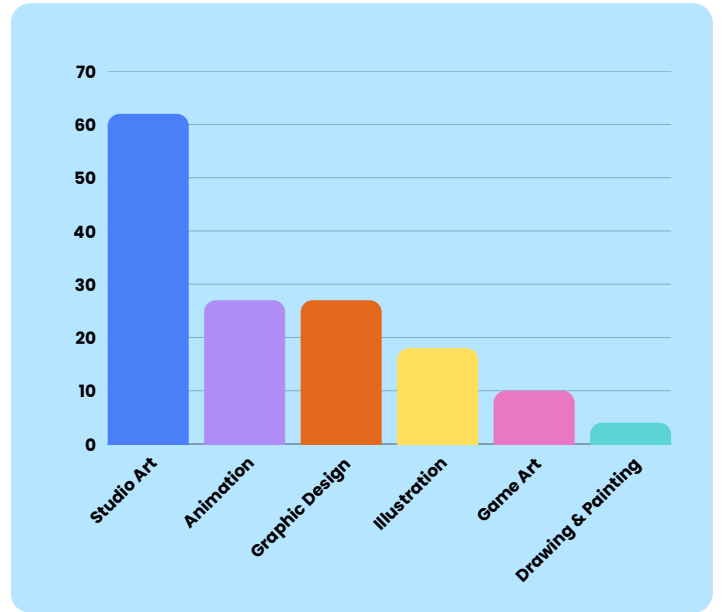
## STUDENT SUCCESS CENTER DROP INS:

**25** unique students    **27** total appointments

## CAREER FAIRS | 244 students



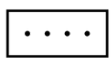
## WORKSHOPS | 206 students



## CLUB WORKSHOPS, CLASS PRESENTATIONS, & CAMPUS PARTNER EVENTS

**16** collaborations    **528** students

## EMPLOYER ENGAGEMENT AND PARTICIPATION



BRIC  
 FOUNDATION

