

DATA OF THE MONTH

Workforce Demands In Our Service Region

CSUF Institutional Effectiveness
and Planning

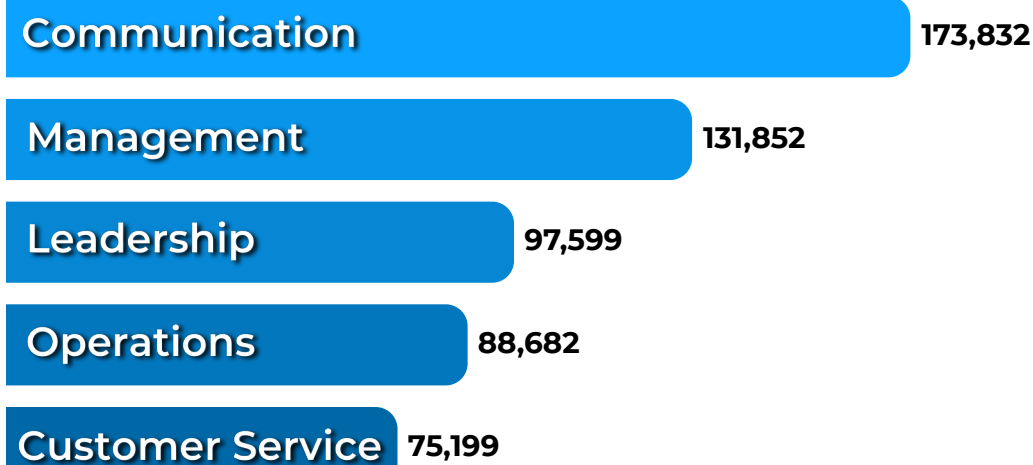
fullerton.edu/data

CSUF uses Lightcast's labor market data to gauge workforce demand and help prepare students to be career-ready. The data in this infographic reflect job postings from April 2024 through March 2025 within CSUF's service region, which includes Orange, Los Angeles, Riverside, and San Bernardino Counties. The data are limited to job postings that require Bachelor's or Master's degrees

Please note: These data represent a broad overview of demand by job postings across the four counties. Please contact OIEP if you'd like information on postings for jobs related to a specific major or academic program.

Top 5 In-Demand Skills


Ranked by unique job postings



Skills as listed are based on Lightcast's comprehensive evaluation and taxonomy of skills collected from job postings and resumes, not summarized by OIEP.

Top 5 Companies Hiring

Ranked by unique job postings

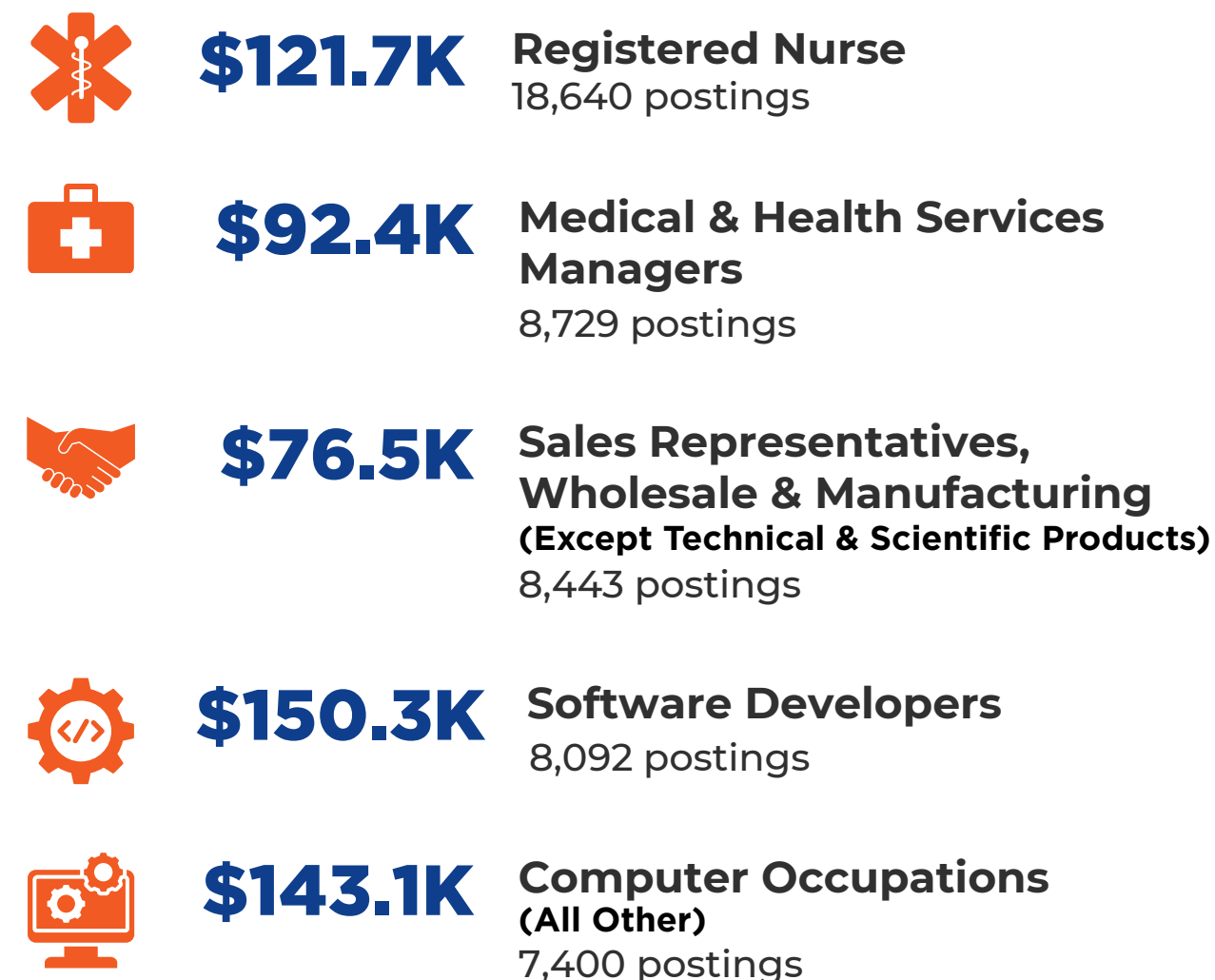


Scan the QR code to visit our post-grad outcomes webpage and stay tuned for updates!



Top 5 In-Demand Occupations & Median Salary

Ranked by unique job postings. Includes the median advertised salary for each job posting.



Occupations are based on Department of Labor classifications, not created by OIEP.

Source: Lightcast <http://lightcast.io/> 2025.