

Cal State Fullerton

TitanInsights

Accessing Reports and Using Features

Presented by IT Training & Support



Agenda

TitanInsights: Accessing Reports and Using Features

- Training & Support Resources
- Terminology
- What is TitanInsights?
- How to log in to TitanInsights
- Demonstration
 - Accessing report dashboards
 - Marking dashboards as Favorites
 - TitanInsights Features
 - Filters
 - Chart & Table Options
 - Bookmarks
 - Exporting Data
 - Share report with others
- Q&A

Training & Support Resources

IT Training & Support

ITtraining@fullerton.edu

657-278-5647

IT Training website

- Questions about how to access and use TitanInsights (i.e., content covered by user guides)

ERP Data Warehouse Team

TitanInsights@fullerton.edu

- Questions about report dashboards, data, or other inquiries.

IT Help Desk

HelpDesk@fullerton.edu

657-278-7777

- Technical issues with TitanInsights

TitanInsights
user guides

click
here →

Shared folders

Name



User Guide

Terminology

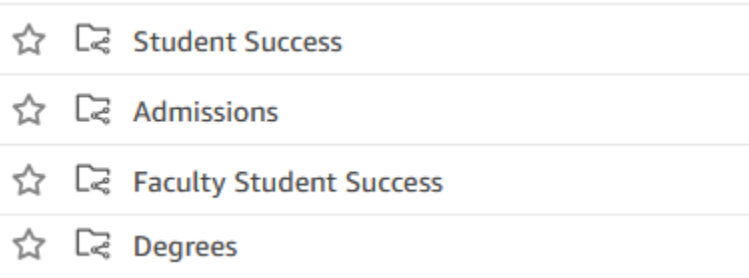
Data Warehouse

- A data warehouse is an online repository for information. The CSUF Data Warehouse combines data from several different campus databases in one location and allows end users to view, filter, and search the information.



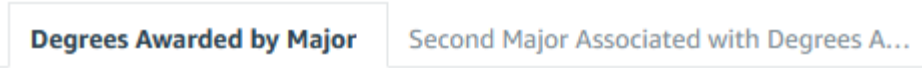
Dashboard (or Report Dashboard)

- A Dashboard is a grouping of data warehouse information based on specific criteria. Dashboards are created by the campus for specific needs, such as the Degrees Dashboard which allows users to query the various degrees that are awarded by the university each term and the majors, secondary majors, and minors associated with each degree.



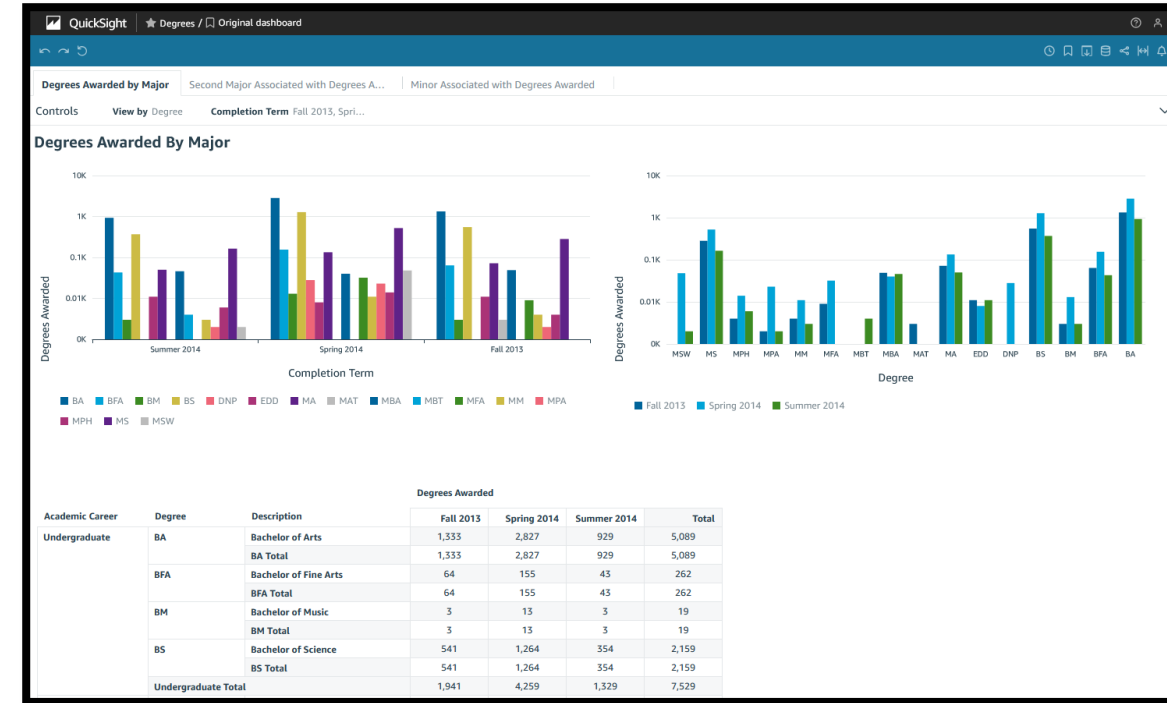
Report (or Tab)

- These are the actual reports that users interact with by filtering, sorting, and exporting data. For example, the Degrees Awarded by Major report allows users to view the total number of users who received each type of degree broken down by the major for each degree.



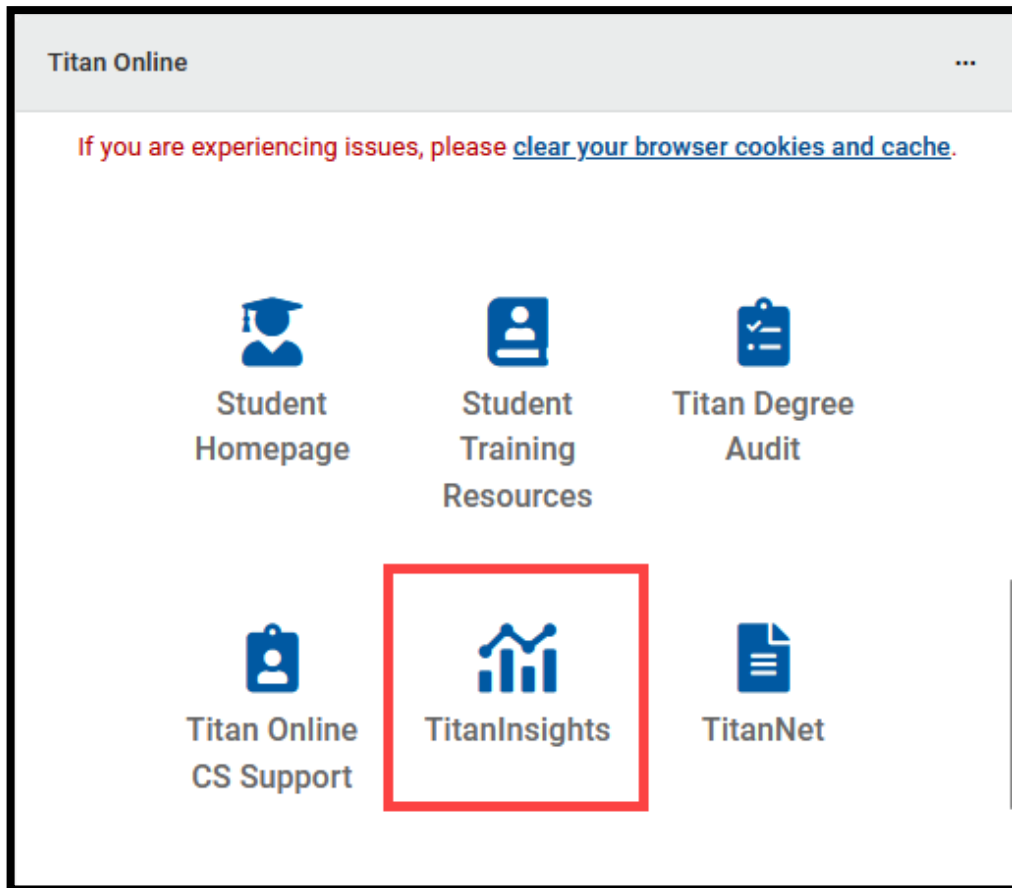
What is TitanInsights?

- Modernization of our campus data warehouse, now powered by advanced cloud technology!
 - Cloud-agnostic solution, which means the campus is not dependent on a specific app/platform in the long-term
 - Currently using Amazon Web Services (AWS) QuickSight platform
 - Serves as centralized, easily accessible repository for a diverse range of campus data
 - Faster, more efficient reporting and analysis capabilities
 - Improved system stability and reliability
- Replacement for OBIEE Data Warehouse, but OBIEE will be available until Summer 2025
- Dashboards availability
 - Student and HR Dashboards: available in both TitanInsights and OBIEE
 - Finance Dashboards (Revenue Expense, Purchasing, Budgeting): currently only available in OBIEE; coming to TitanInsights in Spring 2025

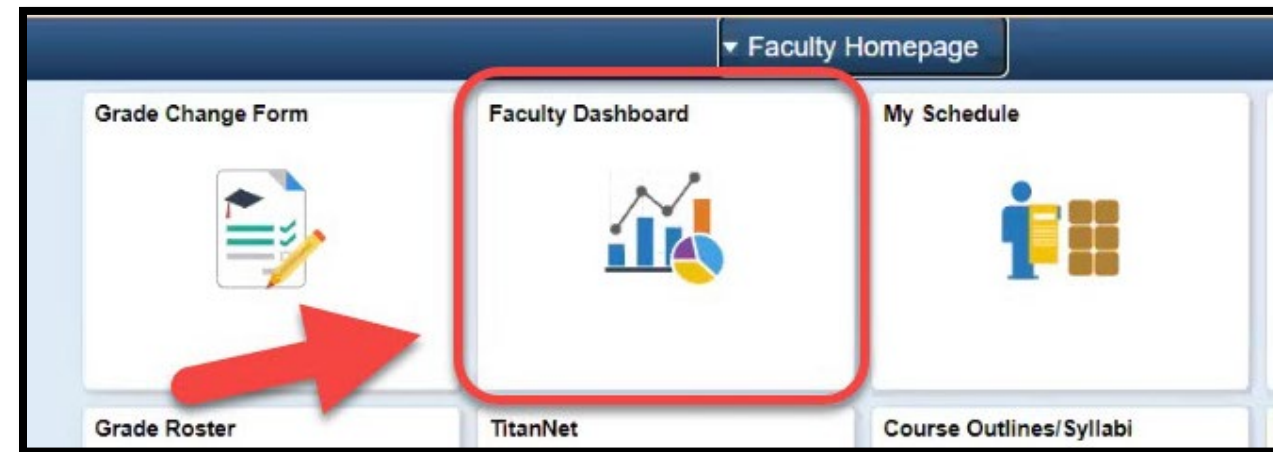


How to log in to TitanInsights

- TitanInsights icon in Titan Online on campus portal



- Faculty Dashboard (FSSD) link on Faculty Homepage now redirects to TitanInsights



Demonstration



Questions & Answers?

