


A survey was sent out to **4,636** in July 2019 to gather information regarding the number of CSUF students hired, average hourly salary for the positions and career readiness competencies.

RESPONDANTS WHO HIRED
A CSUF STUDENT

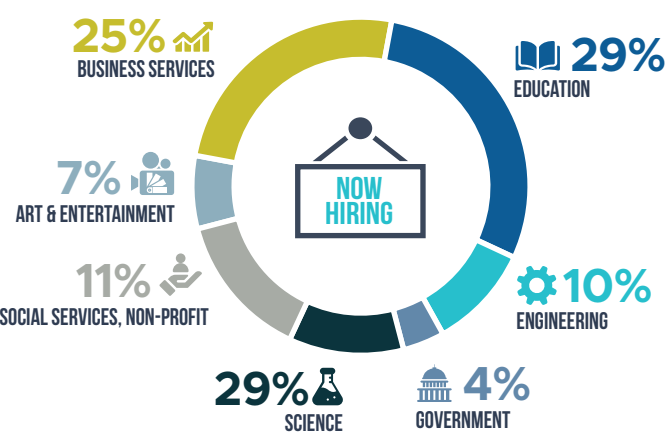
760 EMPLOYERS
RESPONDED

IN WHICH APPROXIMATELY
439 HIRED A CSUF
STUDENT

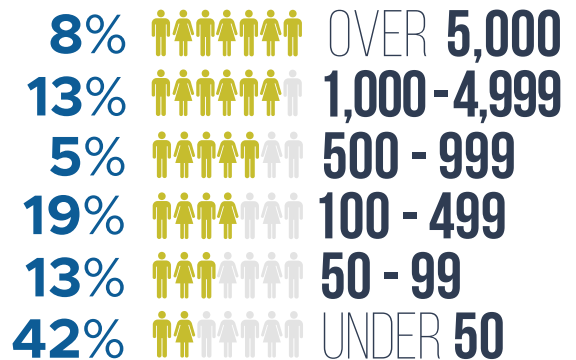
JOBS AND PAID INTERNSHIPS POSTED ON **TITAN CONNECTION**



EMPLOYERS FROM **SEVEN** MAIN INDUSTRIES



NUMBER OF EMPLOYEES IN ORGANIZATIONS



THE AVERAGE WAGES BY SECTOR FOR CSUF HIRES

	BUSINESS 384 hires	GOVERNMENT 30 hires	EDUCATION 483 hires	SCIENCE 84 hires	ART/ENTERTAINMENT 54 hires	ENGINEERING 73 hires	SOCIAL SERVICES NON-PROFIT 327 hires
FULL-TIME	\$21	\$31	\$28	\$18	\$14	\$25	\$18
PART-TIME	\$15	\$12	\$13	\$15	\$19	\$16	\$13
INTERN	\$17	\$12	\$17	\$15	\$13	\$19	\$12

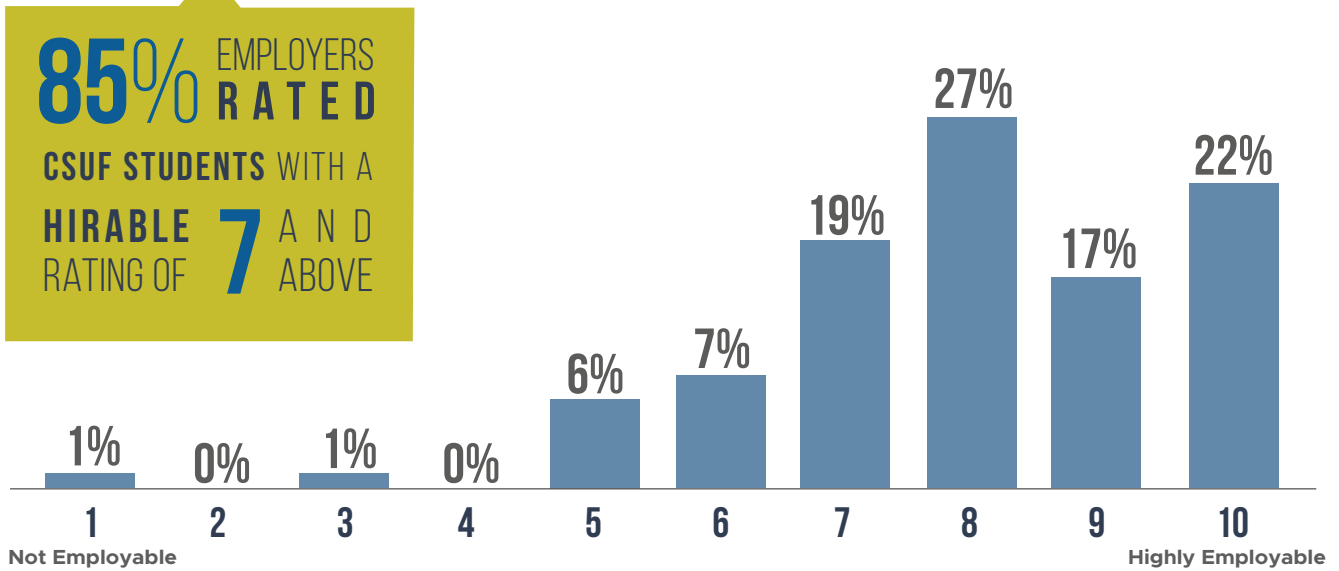
CORE SKILLS OF FOCUS

CSUF student hires display the following Career Readiness Competencies according to employers that reported they hired a CSUF student



EMPLOYABILITY OF CSUF STUDENTS COMPARED TO OTHER UNIVERSITIES

*NOTE: The data represented does not include unpaid academic credit only internship hires



LEVEL OF SATISFACTION: JOB/INTERNSHIP PERFORMANCE OF CSUF STUDENTS

