

# CSUF EMPLOYER HIRING TRENDS 2019-2020

A survey was sent out to employers in July 2019 to gather information regarding the number of CSUF students hired, average hourly salary for the positions and career readiness competencies.

## JOBS AND PAID INTERNSHIPS POSTED ON TITAN CONNECTION

Full-time  
 Part-time  
 Seasonal  
 On-campus  
 Internships

**12,897** POSITIONS POSTED

**3,417** UNIQUE EMPLOYERS

**63** HIRED A CSUF STUDENT FOR UNPAID ACADEMIC CREDIT INTERNSHIP

**12** OFFERED CSUF ON-CAMPUS EMPLOYMENT

**10** OFFERED UNPAID/STIPEND VOLUNTEER/COMMUNITY SERVICE POSITION

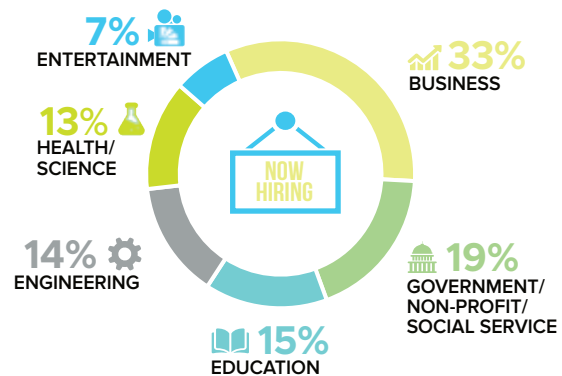
### RESPONDENTS WHO HIRED A CSUF STUDENT

**332** EMPLOYERS RESPONDED

IN WHICH APPROXIMATELY

**215** HIRED A CSUF STUDENT

### EMPLOYERS FROM SIX MAIN INDUSTRIES



### NUMBER OF EMPLOYEES IN ORGANIZATIONS

**11%** OVER 5,000

**6%** 1,000 - 4,000










**7%** 500 - 999

**17%** 100 - 4999

**9%** 50 - 99

**51%** UNDER 50

# THE AVERAGE WAGES BY SECTOR FOR CSUF HIRES

	 BUSINESS	 GOVERNMENT/ NON-PROFIT/ SOCIAL SERVICES	 EDUCATION	 HEALTH/ SCIENCE	 ENTERTAINMENT	 ENGINEERING
	291 hires	51 hires	112 hires	117 hires	32 hires	28 hires
 FULL-TIME	\$23	\$17	\$25	\$22	\$28	\$24
 PART-TIME	\$16	\$15	\$14	\$16	\$21	\$16
 INTERN	\$20	\$15	\$16	\$15	\$20	\$19

## NACE CAREER READINESS COMPETENCIES

### CORE SKILLS OF FOCUS

CSUF student hires display the following Career Readiness Competencies according to employers that reported they hired a CSUF student

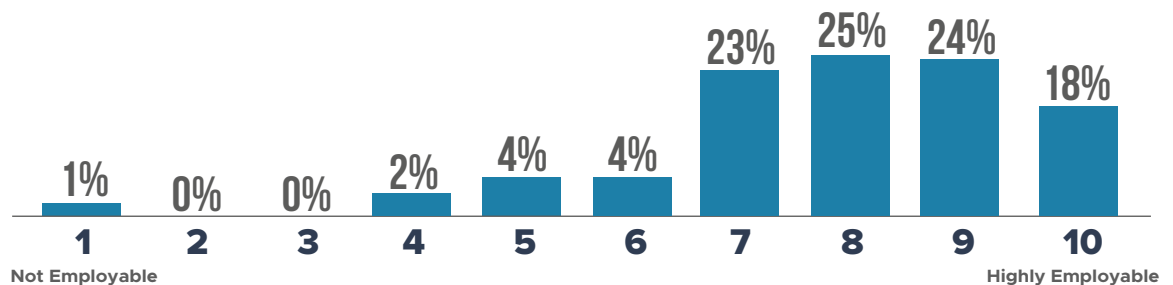


## EMPLOYABILITY OF CSUF STUDENTS COMPARED TO OTHER UNIVERSITIES

# 89%

EMPLOYERS RATED CSUF STUDENTS W/ A HIRABLE RATING

**7** AND ABOVE



## LEVEL OF SATISFACTION: JOB/INTERNSHIP PERFORMANCE OF CSUF STUDENTS

