
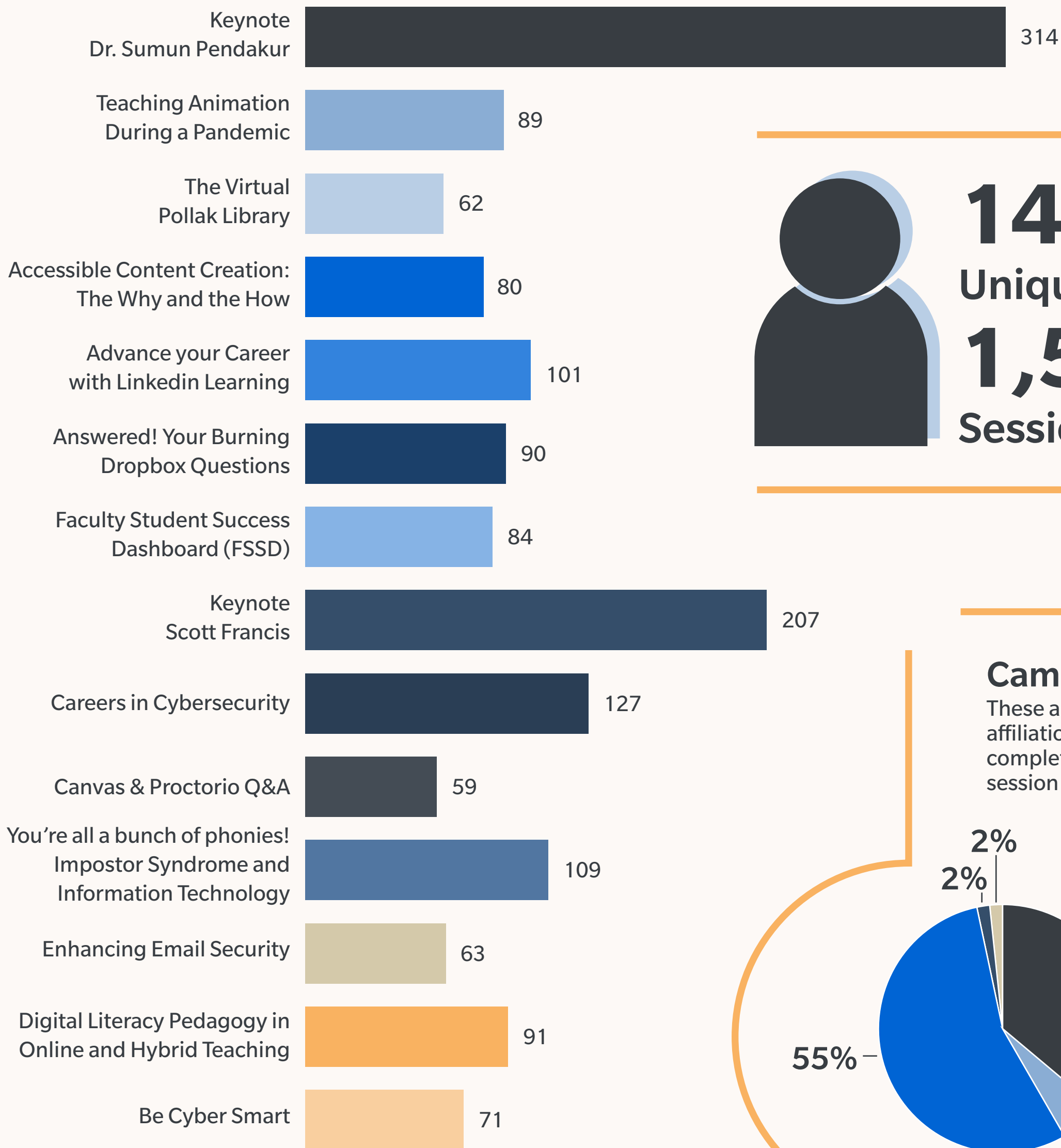


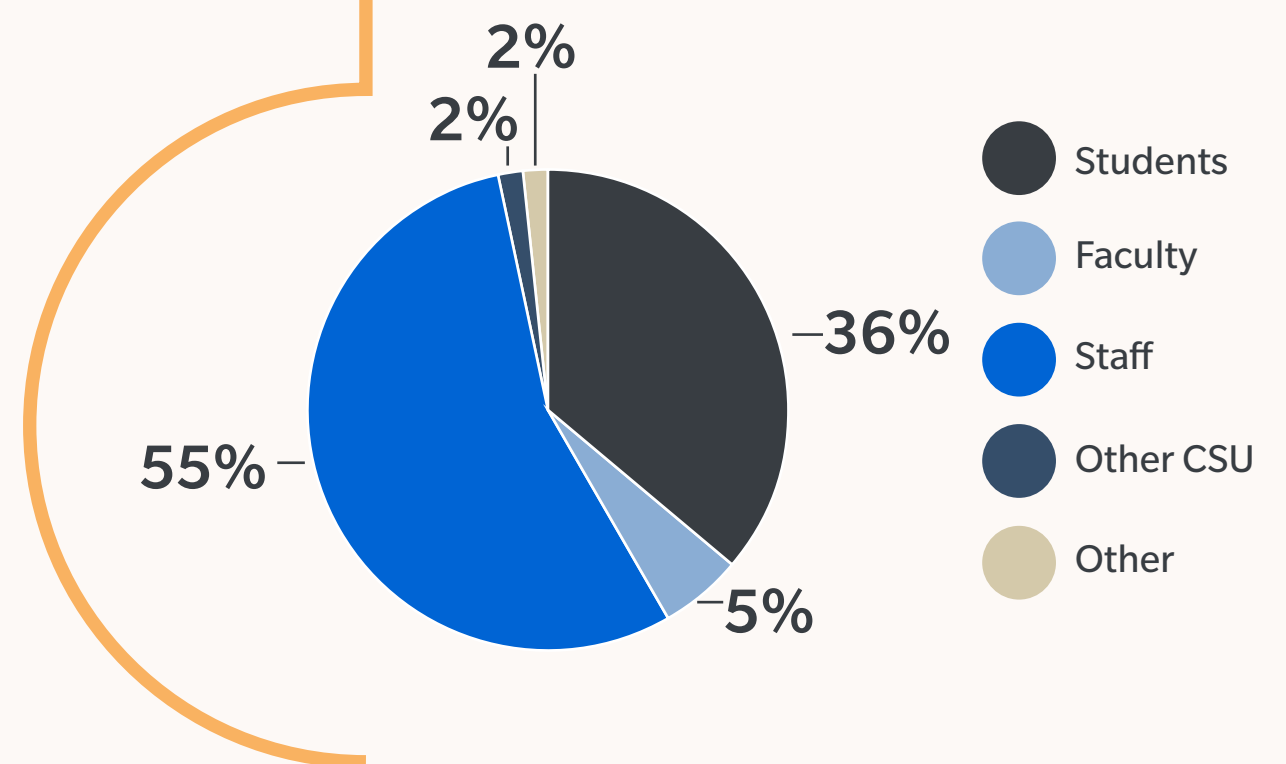
TechDay 2020 Report Session Attendance



14
Unique Sessions
1,547
Session Attendees

Campus Affiliation

These are the campus affiliations of those who completed the end of session surveys.



Survey Comments:

Q: What Did you Like?

Appreciated Sumi's thoughtful responses to some of the more difficult and sensitive questions addressing issues of racism both in and outside of tech.

Dr. Sumi Pendakur's way of presenting information and her ability to make you think about things differently was amazing.

[Accessible Technology] Explanation of the different types of disabilities you don't think of. I liked how the speakers were very motivating and explained everything in detail well.

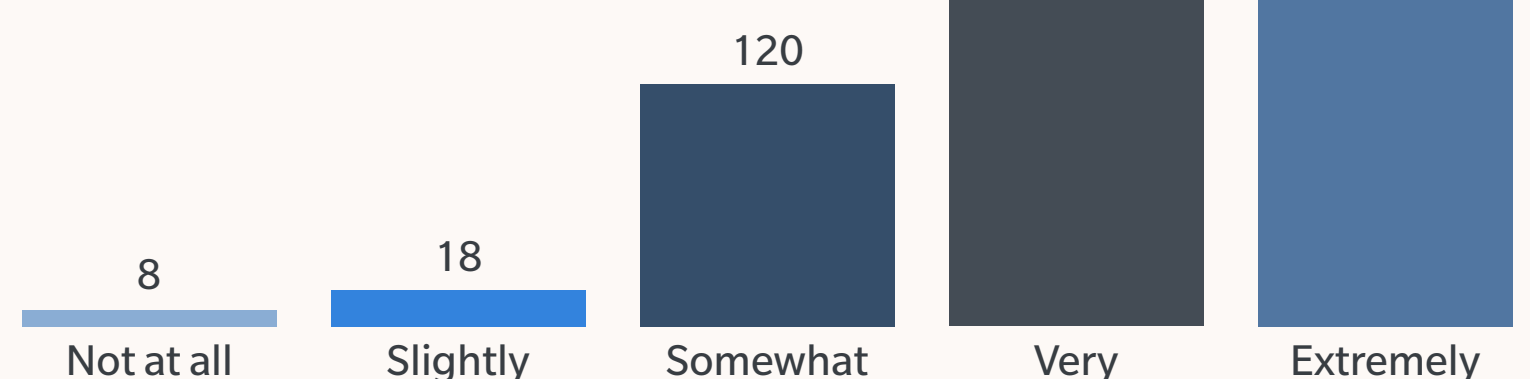
Great ideas and fresh approach for teaching & learning using Adobe technology [during Digital Literacy Pedagogy session] to enable students in new ways.

I really liked how [the FSSD session] made me understand how professors can better help students with data and analytics.

The Speaker [Keynote, Scott Francis] was very organized in information on the complicated information which he explained it kindly and easily. Thank you!

Q: How engaging did you find this session?

After each session, attendees were given the opportunity to fill out a survey about their session. These are the total tallies of all 14 sessions.



I loved that the presenter [Chuck Grieb, Teaching Animation During a Pandemic] included various types of technological services and apps that have enhanced or could be used to enhance our learning. Some of the apps I was aware of, but I also learned about new services that I will be using in the future.

It's the first virtual tech day, and I [am] satisfied with all the work of the staff.